

Department of the Legislative Assembly

ANNUAL REPORT 2010/11



OUR PURPOSE

We are committed to contributing to the achievement of the Parliament's mission, which is:

To service and enhance the operations of the New South Wales parliament by providing an apolitical, innovative and integrated support service to Members both within and outside Parliament House and relevant services to the people of New South Wales.

OUR VALUES

Integrity
Professionalism
Impartiality
Collegiality
Respect
Excellence

ABOUT US

We provide a wide range of services that are primarily aimed at meeting:

- The needs of elected Members, as they discharge their duties as representatives of the people of New South Wales;
- The needs of the managers of parliamentary business in the various political parties, in managing the operation of the business of the House and its Committees;
- The needs of the citizens of New South Wales to be informed about the debate and decisions made by the Members in the House and its Committees. To do this we provide services both within Parliament House and beyond.

In Parliament House, we work with our colleagues in the Department of the Legislative Council and the Department of Parliamentary Services to ensure that Members and the public have access to services appropriate to their needs.

Beyond Parliament House, we maintain 95 Electorate Offices across New South Wales so that Members are properly supported in their local communities while carrying out their electoral duties.


OUR CORPORATE PRIORITIES

We work toward the achievement of a number of results for the people of New South Wales, including:

1. Ensuring the efficient and effective functioning of the Legislative Assembly, its Committees and Members.
2. Ensuring that Members of the Legislative Assembly can fulfil their public duties as elected representatives of the people.
3. Providing access by the community to the Parliament and its proceedings, Committees and Members so that the people can fully participate in the processes of Parliament.

ABOUT THIS REPORT

This annual report reviews our performance over the 2010/11 reporting year against the targets published in our previous annual report and in our Results and Services Plan, which documents our key outcomes and outputs. The report is structured around the three result areas in the Results and Services plan. This report is available on the Parliament's website at www.parliament.nsw.gov.au and printed copies can be obtained by contacting the Office of the Clerk of the Legislative Assembly on (02) 9230 2666.



Contents

| | |
|---|------------|
| Highlights – 2010/11 at a glance | 2 |
| Key Performance Indicators | 6 |
| Effective Functioning of the House, its Committees and Members | 9 |
| Ensuring that Members of Parliament can fulfil their public duties | 33 |
| Community access and participation in the Parliamentary process | 39 |
| Our Organisation | 45 |
| Appendices | 59 |
| Appendix A – Members of the Legislative Assembly | 60 |
| Appendix B – Members' Electorate Office Contact Details | 63 |
| Appendix C – Our Publications | 68 |
| Appendix D – Parliamentary Twinning | 72 |
| Appendix E – Official Visitors | 76 |
| Appendix F – Parliamentary Supported Travel | 78 |
| Appendix G – Members' Entitlements (Expenditure) | 80 |
| Appendix H – OHS and Injury Management | 110 |
| Appendix I – Equal Employment Opportunity | 112 |
| Appendix J – Additional Annual Report Information | 114 |
| Financial Statements | 119 |
| Index | 157 |
| Five years at a glance | 160 |

Corporate priorities

Corporate actions

RESULT 1: Ensuring the efficient and effective functioning of the Legislative Assembly, its Committees and Members.

Support the sittings of the House

Committee support

Maintain and publish records of the House and committees

Procedural advice

Promote awareness of parliamentary procedure

RESULT 2: Ensuring that Members of the Legislative Assembly can fulfil their public duties as elected representatives of the people.

Members' support

Electorate office support

RESULT 3: Providing access by the community to the Parliament and its proceedings, Committees and Members so that the people can fully participate in the processes of Parliament.

Provide public information on committees

Tours and education programs

Our organisation and capacity building

Strategic planning

Staffing

Management

Training and development

What we have achieved

Supported 55 days sitting with 443 sitting hours, along with the introduction of 110 bills and the passing of 103 bills

Facilitated 2270 written questions and answers and 472 oral questions

Replaced the Chamber Broadcast System, and installed a Welcome Screen in the foyer, new timing system, and new internal Video Hansard system

Implemented wireless connection to the Intranet and Web in the Chamber

Supported 15 Committees in the 54th Parliament by holding 100 meetings and 13 hearings, considering 103 submissions, taking evidence from 90 witnesses, and tabling 32 reports

Drafted motions for the establishment of enhanced committee system for the 55th Parliament including 3 new specialist Standing Committees and 5 new Portfolio Standing Committees

Revised format of Committee Reports and other papers

Revised format of Business Papers of the House

Drafted changes to Parliamentary procedure with regard to Question Time, the new sitting pattern, and procedures for petitions with 10,000 signatures or more

Continued projects, training and staff exchanges under the Twinning Program, with the Solomon Islands and Autonomous Region of Bougainville Parliaments, facilitated by AusAID funding

Delivered induction program for 46 new Members

Created publications for new Members and revised all other publications

Delivered induction program for 75 electorate office staff

Completed relocations and fit-outs at 3 electorate offices

Completed refurbishments at 10 electorate offices

Expended \$440,000 in effecting repairs and maintenance at electorate offices

Provided new equipment for Members, including laptops, multi-function devices, and broadband upgrades, and commenced the telephone replacement process

Reviewed electorate office security

Revised and updated public information

Hosted visits from 499 groups, in total 20,206 people

Hosted visits from 220 primary schools, 102 secondary schools, 31 other schools, and 22 universities

Reviewed Intranet/website

Revised and published a new Strategic Plan for the Legislative Assembly.

Completed the restructure of the staffing and operation of the Legislative Assembly, including development of new Staff Assignment System and Work and Performance Policy

Completed 27 projects in the Strategic Plan, through the auspices of the Management Advisory Group.

Published Training and Career Development Policy

The year ahead

Review the Legislative Assembly Members' Budget Program

Finalise a policy and agreement with the Press Gallery

Train all Chamber Services staff in Chamber, Front of House and tour service duties

Implement a program of staff workshops on committee practice and procedure

Implement a committee staff induction policy

Develop and implement a media and communication policy for the Committee inquiry process

Investigate video on demand for Legislative Assembly proceedings

Implement Committee e-manual and templates and inquiry management systems to enable flexible response to changing demands

Review effectiveness of the new 2010 standing orders and sessional orders

Update Parliamentary Record

Review the procedural statistics database, collection and reports

Develop a seminar program on Legislative Assembly procedure and practice

Implement a plan for preservation and use of old procedural records and review search options for precedents and other material

Develop and design a formal procedural research program

Implement a staged and varied procedural training program for internal and external consumption

Apply Committee Inquiry Risk Assessment and Management Tool

Finalise and launch Committee Precedents Database business rules, then include in 55th Parliament precedents

Respond to the ICAC corruption prevention recommendations

Review of overall needs for training and development for electorate office staff, and review of staff Position Descriptions and employment entitlements

Improve communication with electorate officers through activities of the Electorate Officers Reference Group, quarterly telephone contacts and annual liaison visits

Implement new telephone systems in electorate offices

Complete electorate office privacy and information management policies

Complete risk assessment and respond to recommendations on electorate office security

Publish Commonwealth Parliamentary Association Manual

Publish Visiting Delegations Manual

Investigate communication awareness activities such as regional sittings and visits, and public access programs

Determine multi-purpose usage of the restored rooms off the Chamber

Integrate media and filming policies

Conclude the implementation of the Action Plan for "Building a Better Legislative Assembly" — leadership/management training; training needs analysis; succession planning policy; career development plan

Develop service level agreements with DPS

Fully implement EDRMS TRIM in the Legislative Assembly

Complete Legislative Assembly competencies framework and identify appropriate training and development courses/activities

Publish a revised Style Guide for the Legislative Assembly

Implement a project management software tool

Revise and publish Key Performance Indicators and Strategic Management Cycle Calendar



Clerk's letter

The Hon. Shelley Hancock MP
Speaker of the Legislative Assembly
Parliament House
Macquarie Street
Sydney NSW 2000



Dear Madam Speaker,

It gives me great pleasure to submit to you the annual report of the Department of the Legislative Assembly for the year ended 30 June 2011.


Due to my retirement in November 2011 this is the final annual report which will be produced during my time as Clerk. After 40 years with the Legislative Assembly, 21 of those as Clerk, I would like to thank all Legislative Assembly staff, past and present, for their dedication to serving the Legislative Assembly whilst I have been Clerk. Your efforts have been extremely appreciated.

I would also like to take this opportunity to thank my colleagues in the Legislative Council and Department of Parliamentary Services for their support over the years.

I wish both the Legislative Assembly, and the Parliament as a whole, all the best for the future.

Yours faithfully,

Russell D. Grove PSM
Clerk of the Legislative Assembly





Speaker's foreword

I am pleased to accept the annual report for the Department of the Legislative Assembly for the year ending 30 June 2011.

The 2010/11 reporting year brought great change and challenges for the Department due to the transfer of government and an unprecedented turnover of 46 of its 93 Members following the 26 March 2011 State Election. This was accompanied by a replacement of around half of the Department's electorate office staff.

In preparation for the 2011 Election the Department prepared or revised 105 publications and other materials to assist new Members and electorate office staff with performing their roles in the new Parliament. Formal induction programs and briefings were also delivered to all new Members, over half of the new Electorate Officers, and many incoming Ministerial staff.

In order to assist Members to better represent and support their constituents, during the year the Department also rolled out much needed equipment upgrades in the form of multifunction devices, folding and inserting machines, and data boxes to all 95 Electorate Offices. During the coming year the electorate office telephone system will also be upgraded and replaced.

In tandem with these achievements, the Department undertook a complete restructure of its staffing and operations, including a new staff assignment system aimed at delivering greater flexibility of staffing and better developmental opportunities for all Departmental staff.

I would like to take this opportunity to recognise my predecessor, the Honourable Richard Torbay, who served as Speaker of the Legislative Assembly during the 54th Parliament and for most of the 2010/11 reporting year and thank him for his accomplished efforts and notable achievements while Speaker.

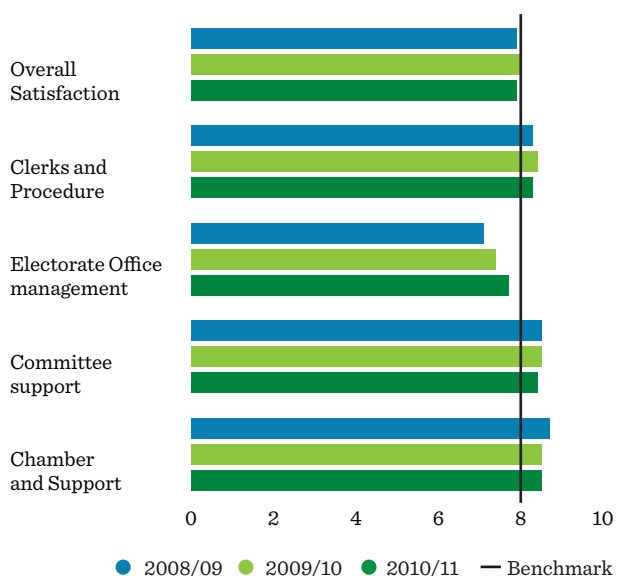
I would also like to acknowledge the upcoming retirement during the latter part of 2011 of the Legislative Assembly's Clerk of 21 years, Russell Grove PSM, who has been with the Department for 40 years and thank him for his loyal and invaluable service. We congratulate Ronda Miller on her appointment as the eighteenth Clerk of the Legislative Assembly.

Lastly, I thank all of the staff of the Department for their commitment to providing such a professional service during the year and their efforts in making the transition into the 55th Parliament as seamless as possible.

**The Hon Shelley Hancock MP,
Speaker**

Key Performance Indicators

MEMBERS' SATISFACTION RATINGS



ELECTORATE OFFICERS' SATISFACTION RATINGS



RESULT AREA 1: EFFECTIVE FUNCTIONING OF THE HOUSE, ITS COMMITTEES AND MEMBERS


| MEASURE | TARGET | 2008/09 | 2009/10 | 2010/11 |
|--|--|---------|---------|---------|
| Members' satisfaction with procedural advice and Procedure Office Services | Satisfaction levels at or above 8/10 in the annual Members' survey | 8.3 | 8.4 | 8.3 |
| Members' satisfaction with Committee secretariat services | Satisfaction levels at or above 8/10 in the annual Members' survey | 8.5 | 8.5 | 8.4 |
| Electorate Officers' satisfaction with Procedure Office | Satisfaction levels at or above 8/10 in the annual Electorate Officers' survey | 7.2 | 7.1 | 7.1 |
| Electorate Officers' satisfaction with Committee Office | Satisfaction levels at or above 8/10 in the annual Electorate Officers' survey | 7.3 | 7.2 | 7.2 |

RESULT AREA 2: ENSURING THAT MEMBERS OF PARLIAMENT CAN FULFIL THEIR PUBLIC DUTIES

| MEASURE | TARGET | 2008/09 | 2009/10 | 2010/11 |
|---|--|---------|---------|---------|
| Members' satisfaction with property and Electorate Office Services | Satisfaction levels at or above 8/10 in the annual Members' survey | 7.1 | 7.4 | 7.7 |
| Electorate Officers' satisfaction with Electorate Office Support Services | Satisfaction levels at or above 8/10 in the annual Electorate Officers' survey | 6.8 | 6.8 | 6.8 |
| Electorate Officers' satisfaction with Legislative Assembly (overall) | Satisfaction levels at or above 8/10 in the annual Electorate Officers' survey | 7.4 | 7.3 | 7.3 |

RESULT AREA 3: COMMUNITY ACCESS AND PARTICIPATION IN THE PARLIAMENTARY PROCESS

| MEASURE | TARGET | 2008/09 | 2009/10 | 2010/11 |
|---|--|---------|---------|---------|
| Members' satisfaction with Chamber and Support Services, including provision of tours, education, reception to Parliament House | Satisfaction levels at or above 8/10 in the annual Members' survey | 8.7 | 8.5 | 8.5 |
| Electorate Officers' satisfaction with Chamber and Support Services | Satisfaction levels at or above 8/10 in the annual Electorate Officers' survey | 7.9 | 7.9 | 7.9 |
| Number of groups that visited the Legislative Assembly | | 598 | 539 | 499 |
| Number of visitors to the Legislative Assembly | | 24,363 | 22,497 | 20,206 |



Effective functioning of the House, its Committees and Members



Support the sittings of the House

The Legislative Assembly, which the Department services, is the Lower House of the Parliament of New South Wales. Together with the Legislative Council, the Assembly has the following roles in providing for a system of representative and responsible government for the people of New South Wales:

- Making laws for the peace, welfare and good government of New South Wales, with the consent of the Governor
- Providing a forum for supervision and scrutiny of the Executive Government and accountability to the people of New South Wales
- Providing a forum for debate, discussion and review of issues of public policy and issues of concern to the people of New South Wales

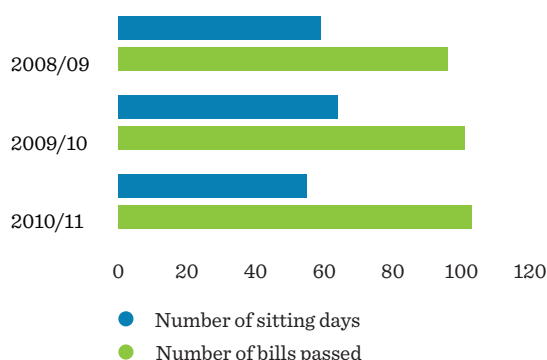
We provide a range of administrative and procedural services to the House, its Members, and its Committees, enabling them to perform their duties effectively.

ACTIVITIES OF THE HOUSE

| ACTIVITY | 2008/09 | 2009/10 | 2010/11* |
|-----------------------------|---------|---------|----------|
| Sitting days | 59 | 64 | 55 |
| Hours of sitting | 430.8 | 475.4 | 443.2 |
| Bills introduced | 103 | 114 | 110 |
| Bills passed | 96 | 101 | 103 |
| Written Questions & Answers | 3518 | 3869 | 2203 |
| Oral questions | 480 | 517 | 472 |
| Petitions | 918 | 1052 | 427 |
| Petitions (500+) | N/A | 100 | 78 |

* Note: 2011 was an election year

ACTIVITIES OF THE HOUSE



NEW STANDING ORDERS AND ADOPTION OF SESSIONAL ORDERS

Changes to the procedures for Question Time

Standing order 131 in relation to Question Time was amended and it now stands that oral questions are subject to the same rules as written questions, but they will not be published in the Questions and Answers Paper. Answers are limited to five minutes, and an extension of time (by two minutes) can be sought by the asker of the question if further clarification is required.

Question Time expires after either 45 minutes or 10 questions, whichever comes first. One supplementary question per Question Time may be asked by a Member seeking clarification, and Ministers seeking to provide additional information to questions already answered in Question Time (whether present or past) must do so at the conclusion of the session.

New sessional orders adopted following the March 2011 General Election

The Assembly has changed its sitting pattern, moving from having business conducted on Tuesday, Wednesday, Thursday and Friday each sitting week to having 4 sitting days each week (Tuesday, Wednesday, Thursday and Friday in the first week and Monday, Tuesday, Wednesday and Thursday in a second consecutive week).

The House now has Question Time at 2.15 pm on each day it sits. The new sitting times for the Legislative Assembly are as follows:

First Sitting Day of the week – 1.00 pm until 7.30 pm
 Second Sitting Day of the week – 10.00 am until 7.30 pm
 Third Sitting Day of the week – 10.00 am until 7.30 pm
 Last Sitting Day of the week – 10.00 am until 4.30 pm

Petitions with more than 10,000 signatures

A new sessional order on petitions was adopted:

- (1) The subject matter of every petition received by the House and certified by a Member and announced by the Speaker as having been signed by 10,000 or more persons, shall be automatically set down as an Order of the Day for discussion on a future day.
- (2) The Order of the Day shall take the place of and be called upon at the time for consideration of the Matter of Public Importance on the Third Day of the next sitting week.

Substitution of members on committees:

Where a member of a Portfolio or Specialist Standing Committee finds they are unable to continue to sit on the Committee temporarily they may stand down for a period of time, or for a particular inquiry, and a Member may be appointed by the House as their substitute for the period concerned.



Procedure

PROMOTING AWARENESS OF PARLIAMENTARY PROCEDURE

Formal advisings to Members

A number of formal advisings were provided to Members on procedural and privilege issues such as:

- Private Members' bills;
- Options for restoring a defeated bill;
- Secondary employment and office of profit.

Advice to the Speaker

A number of advices were prepared for the Speaker including:

- Advice in relation to the exercise of the casting vote;
- Advice on requests for citizens' right of reply;
- Considered rulings and briefing papers prepared on procedural issues such as responsible use of freedom of speech by Members; two-part questions; requests for additional information from a Minister during Question Time; and clarification of the procedure for removing a Member from the Parliamentary precincts.

| ACTIVITY | 2008/09 | 2009/10 | 2010/11 |
|----------------------------|---------|---------|---------|
| Procedural briefing papers | 8 | 2 | 11 |
| Considered rulings drafted | 4 | 7 | 2 |
| Written advice | 6 | 3 | 7 |

Procedural publications

The following procedural publications were produced during the year:

Supplement to New South Wales Legislative Assembly Practice, Procedure and Privilege — completed prior to the resumption of the new Parliament in May 2011 and updates the first edition published in 2007.

Effective House Membership — provides practical information for Members on key procedural matters.

Procedural briefing notes for new Members — set of eight Procedural Briefing Notes on important matters including: raising matters for debate; passage of legislation; procedure for lodging petitions; procedure for submitting written questions; the first sitting day; understanding the Business Paper; procedure for inaugural speeches; and rules of debate and other House conventions.

Speaker's Booklet — provides information on the Office of the Speaker, including the Speaker's role and function.

Guide for Ministerial Staff — provides comprehensive information on the standing orders and procedures relevant to Ministers such as tabling reports and other papers; the requirements for answering written questions, responding to petitions and committee reports; Question Time; and the introduction of legislation.

Occupants of the Chair Handbook — sets out a range of important procedural matters that the Members presiding in the Chair are required to rule on, such as the ambit of private members' statements; relevancy of debate; and privilege matters. Also provides advice and key rulings of former Speakers.

Procedural Highlights — provides a summary of significant procedures and precedents in the Legislative Assembly, along with relevant standing orders. It is produced at the end of each sitting period and complements the procedural precedents database.

Decisions from the Chair- Consolidated Rulings — updated to the end of the 54th Parliament; this is a collation of rulings given by occupants of the Chair.

Committees

Committee Manuals

Following the restructure of the Legislative Assembly, committee staff are assigned to tasks for several different committees depending on the work required, rather than to a dedicated secretariat.

To assist in standardising administrative and procedural support for all committees, staff developed two manuals which provided consolidated advice in relation to administrative matters and on practice and procedure respectively.

Entitled “e-manuals”, these are to be published in electronic form only so that links to important resources such as legislation, guidelines and publications can be followed. This method of publication will enable the manuals to be updated regularly rather than becoming out of date in-between the publishing of updated editions.

It is anticipated that the two e-manuals will be effective tools for sharing knowledge and for training new staff.

Members’ Guide to Committees of the Legislative Assembly

In 2011, committee staff updated the 2007 **Guide to Committees of the Legislative Assembly** and it was republished as the **Members’ Guide to Committees of the Legislative Assembly**. It is designed to:

- Assist committee members with understanding the roles and responsibilities of the various committees.
- Provide a succinct description of the powers of committees and relevant procedural matters.

The Guide was issued to new Members of the 55th Parliament as part of the Members’ induction and made available to all Members at the first meetings of all committees administered by the Legislative Assembly. It is also available on the Intranet.

New Committee Structure for the 55th Parliament

The development of the committee system of the New South Wales Legislative Assembly has been ad hoc and previously comprised a number of statutory oversight committees, traditional committees such as the Public Accounts Committee and a scrutiny of bills committee, and a number of standing committees on specific policy subject areas, such as a standing committee on road safety.

The incoming Government determined that in addition to the statutory and subject specific committees previously established in each Parliament, the committee system should more broadly reflect the areas of responsibility of the State Government and mirror the committees of the Legislative Council. The committee system was also expanded to accommodate the increased Government backbench Members. The committees for the 55th Parliament that are administered by the Legislative Assembly are as follows:

Statutory committees

- Committee on Children and Young People
- Committee on the Health Care Complaints Commission
- Committee on the Independent Commission Against Corruption
- Committee on the Office of the Ombudsman and the Police Integrity Commission
- Legislation Review Committee
- Public Accounts Committee.

Standing committees previously established

- Joint Standing Committee on Electoral Matters
- Joint Standing Committee on Road Safety (Staysafe)
- Joint Standing Committee on the Office of the Valuer-General
- Standing Committee on Parliamentary Privilege and Ethics; and
- Standing Orders and Procedure Committee.

Specialist Standing Committees

Three Specialist Standing Committees have been appointed by the Legislative Assembly for the current Parliament. These committees are able to report on any proposal, matter or thing concerned with the subject area of the committee. These committees may be referred inquiries by the House or in writing from a Minister or they may initiate an inquiry on their own motion. The committees should not duplicate any inquiry under examination by a portfolio committee or another standing committee of the House.

The Specialist Standing Committees are:

- Legal Affairs Committee;
- Social Policy Committee; and
- State and Regional Development Committee.

Portfolio Standing Committees

The new Portfolio Standing Committees have certain portfolio responsibilities referred to them:

Legislative Assembly Committee on Economic Development

Premier, Western Sydney, Treasury, Finance and Services, Planning and Infrastructure, Trade and Investment, and the Illawarra.

Legislative Assembly Committee on Community Services

Health, Medical Research, Education, Mental Health, Healthy Lifestyles, Ageing, Aboriginal Affairs, Disability Services, Family and Community Services, Women, Citizenship and Communities, Western New South Wales, and Sport and Recreation.

Legislative Assembly Committee on Transport and Infrastructure

Regional Infrastructure and Services, Special Minister of State, Transport, Roads, Ports, Tourism, Major Events, Hospitality, Racing and the Arts, the Central Coast, and the Legislature.

Legislative Assembly Committee on Law and Safety

Attorney General, Justice, Police, Emergency Services, and the Hunter.

Legislative Assembly Committee on Environment and Regulation

Environment, Heritage, Small Business, Local Government, Fair Trading, Primary Industries, Resources and Energy, and the North Coast.

Portfolio Standing Committees are able to examine, inquire into and report on matters concerning their subject areas. These committees have a number of functions:

- Legislative scrutiny — including evaluating the policy impact and consequences of any bill, any existing legislation, or subordinate legislation.
- Financial matters — to review government financial management, by considering the financial documents, expenditure, performance and effectiveness of any relevant government department, agency, statutory body or state-owned corporation.
- Examination of annual and other reports — including the adequacy and accuracy of all financial and operational information, and any matter arising from these reports concerning the efficient and effective achievement of the agency's objectives.
- Public works — to consider any matter concerning public works relating to the portfolio area.

The committees may initiate inquiries on referral from the House or a Minister and may also initiate an inquiry through their own motion. Consideration of bills is by way of referral from the House in accordance with Standing Order 323.

The Specialist Standing Committees and Portfolio Standing Committees are able to appoint sub-committees, consisting of 3 members, and to refer to a sub-committee any of the matters which the Committee is empowered to consider. These sub-committees may be responsible for conducting hearings, briefings, visits of inspection and other activities but cannot make decisions concerning the conduct of an inquiry, such as the selection of witnesses, and the Committee's reports.

OVERVIEW OF COMMITTEE ACTIVITY

| ACTIVITY | 2006/07** | 2007/08 | 2008/09 | 2009/10 | 2010/11** |
|-------------------|-----------|---------|---------|---------------|---------------|
| Meetings | 76 | 141 | 121 | 145 | 100 |
| Duration (hours)* | | | | 81hrs 15mins | 30hrs 23 mins |
| Hearings | 25 | 32 | 32 | 33 | 13 |
| Duration (hours)* | | | | 108hrs 59mins | 36hrs 35mins |
| Submissions | 96 | 326 | 435 | 273 | 103 |
| Witnesses | 144 | 218 | 255 | 286 | 90 |
| Reports | 57 | 38 | 40 | 49 | 32 |

* Data not collected prior to 2009/2010

** Numbers are low because elections were held in 2007 and 2011 and Committees did not operate in the months immediately before and after the elections.

COMMITTEE INQUIRY RISK ASSESSMENT AND MANAGEMENT TOOL

In November 2010, Legislative Assembly Committee staff initiated a project to develop a Committee Inquiry Risk and Assessment Management Tool to provide a framework to guide committee staff, particularly less experienced inquiry managers.

Using the risk management principles and guidelines in Australian Standard AS/NZS ISO 31000:2009, the project team developed a means by which the major risks associated with the management of parliamentary committee inquiries could be identified and managed.

The project was completed in June 2011. The organisational benefits are expected to include:

- Increased likelihood of achieving committee inquiry objectives by identifying risks and opportunities and through well informed decision making and planning processes;
- Reduction of the adverse outcomes that can be detrimental to organisational credibility and damaging to stakeholder confidence and trust;
- Enhanced organisational knowledge management, as risk management is based on the best available information (e.g. historical data, experience, stakeholder feedback and expert judgements); and

- Improvements to organisational effectiveness and efficiency by
 - effective allocation of resources;
 - improved governance;
 - pro-active management; and
 - consistency in analysis of procedural issues and ensuing practice.

COMMITTEE PRECEDENTS DATABASE

The Committee precedents database, which was commenced in 2010 is being consolidated prior to finalising business rules around the management and use of the database, and formally launching the database as an accessible resource for all committee staff. Committee precedents from the 55th Parliament are being compiled and submitted for inclusion in the database, responsibility for which will reside with the Procedural Research and Training Unit. The Unit also manages the Chamber precedents database and will work closely with the Committee staff to ensure the database serves as a reliable and authoritative procedural resource. The database will support the Legislative Assembly's new focus on procedural research and training initiatives aimed at developing the skills and expertise of those members of staff involved in committee proceedings and the provision of procedural advice to Chairs and Members.

Individual Committee Operations

The following report on the activities of individual committees covers the end of the 54th Parliament, which was prorogued on 22 December 2010, and the establishment of the 20 new committees of the 55th Parliament in early June 2011, following the opening of the new Parliament on 3 May 2011.

The statistics thus reflect activities during a total of seven months, as the committees of the Legislative Assembly and Joint Committees administered by the Legislative Assembly ceased to operate upon prorogation of the Parliament.

Committee statistics are a raw quantum; as committees have different functions and terms of reference, the work of individual committees is not directly comparable.

COMMITTEE STATISTICS – 54TH PARLIAMENT (1 July 2010 – 22 December 2010)

| COMMITTEE | MEETINGS | TOTAL HOURS OF MEETING | HEARINGS | TOTAL HOURS OF HEARINGS | WITNESSES | SUBMISSIONS | INQUIRIES UNDERTAKEN | REPORTS | NO. OF GOVT. RESPONSES TO COMMITTEE REPORTS |
|--|-----------|------------------------|-----------|-------------------------|-----------|-------------|----------------------|-----------|---|
| Standing Committee on Broadband in Rural and Regional Communities | 4 | 38 mins | - | - | - | - | - | 2 | 2 |
| Committee on Children and Young People | 4 | 40 mins | 1 | 3 hrs 10 mins | 1 | - | - | 2 | 1 |
| Joint Standing Committee on Electoral Matters | 9 | 1 hr 51 mins | 2 | 6 hrs 45 mins | 14 | 29 | 6 | 1 | 2 |
| Committee on the Health Care Complaints Commission | 3 | 1 hr 14 mins | - | - | - | - | - | - | 1 |
| Committee on the Independent Commission Against Corruption | 6 | 2 hrs 26 mins | 1 | 2 hrs 7 mins | 7 | 2 | 13 | 3 | - |
| Legislation Review Committee | 10 | 2 hrs 43 mins | - | - | - | 4 | - | 10 | - |
| Standing Committee on Natural Resource Management | 5 | 2 hrs | - | - | - | - | - | 1 | - |
| Committee on the Office of the Ombudsman and the Police Integrity Commission | 6 | 1 hr 21 mins | 2 | 3 hrs 5 mins | 6 | 1 | 2 | 2 | 2 |
| Standing Committee on Parliamentary Privilege and Ethics | 1 | 4 mins | - | - | - | - | - | - | - |
| Public Accounts Committee | 7 | 4 hrs 57 mins | 1 | 1 hr 30 mins | 4 | 15 | 8 | 4 | 1 |
| Public Bodies Review Committee | 3 | 15 mins | 1 | 2 hrs | 10 | - | 1 | 2 | - |
| Standing Committee on Public Works | 9 | 2 hrs 34 mins | 2 | 7 hrs 11 mins | 15 | 2 | - | 1 | 1 |
| Joint Standing Committee on Road Safety (Staysafe) | 6 | 2 hrs 32 mins | 2 | 10 hrs 40 mins | 31 | 50 | 9 | 2 | 2 |
| Standing Orders and Procedure Committee | - | - | - | - | - | - | - | - | - |
| Joint Standing Committee on the Office of the Valuer-General | 5 | 2 hrs 22 mins | 1 | 25 mins | 2 | - | - | 2 | 2 |
| TOTAL | 78 | 25 hrs 37 mins | 13 | 36 hrs 53 mins | 90 | 103 | 39 | 32 | 14 |

COMMITTEE STATISTICS – 55TH PARLIAMENT (3 May 2011 – 30 June 2011)

| COMMITTEES | MEETINGS | TOTAL HOURS MEETING |
|--|-----------------|----------------------------|
| Committee on Children and Young People | 2 | 17 mins |
| Committee on Community Services | 1 | 13 mins |
| Committee on Economic Development | 1 | 11 mins |
| Joint Standing Committee on Electoral Matters | 1 | 4 mins |
| Committee on Environment and Regulation | 1 | 15 mins |
| Committee on the Health Care Complaints Commission | 1 | 17 mins |
| Committee on the Independent Commission Against Corruption | 1 | 12 mins |
| Committee on Law and Safety | 1 | 5 mins |
| Legal Affairs Committee | 1 | 9 mins |
| Legislation Review Committee | 1 | 10 mins |
| Committee on the Office of the Ombudsman and the Police Integrity Commission | 2 | 43 mins |
| Joint Select Committee on the Parliamentary Budget Office | 1 | 13 mins |
| Committee on Parliamentary Privilege and Ethics | 1 | 4 mins |
| Public Accounts Committee | 2 | 46 mins |
| Joint Standing Committee on Road Safety (Staysafe) | 1 | 17 mins |
| Social Policy Committee | 1 | 12 mins |
| Standing Orders and Procedure Committee | - | - |
| Committee on State and Regional Development | 1 | 7 mins |
| Committee on Transport and Infrastructure | 1 | 17 mins |
| Joint Committee on the Office of the Valuer-General | 1 | 12 mins |
| Total | 22 | 4 hrs 44 mins |

Individual Committee Activities – 54th Parliament

STANDING COMMITTEE ON BROADBAND IN RURAL AND REGIONAL COMMUNITIES

Members

Ms Sonia Hornery MP (Chair)
 Mr Gerard Martin MP (Deputy Chair)
 Mr Peter Besseling MP
 Mr Andrew Constance MP
 Mr David Harris MP
 Mr Geoff Provest MP
 Mr Tony Stewart MP

Reports and Highlights

Reports tabled:

- *Transforming life outside cities: The potential of broadband services for rural and regional communities* (25 November 2010)
- *Are you connected? Inquiry into telecommunications availability in rural and regional communities* (2 September 2010)

Visit of inspection:

- A delegation of the Committee visited the Downing Centre court complex and Sydney Central Local Court to learn about the benefits that developments in telecommunications and broadband are bringing to the justice system in New South Wales.

Government responses:

- A Government response was received from the Minister for Commerce on 9 March 2011 to the Committee's report *Are you connected? Inquiry into telecommunications availability in rural and regional communities*. The report responded to 3 of the report's six agreed to recommendations and noted progress on their implementation.

- The Minister for Education provided a government response on 2 June 2011 to one recommendation in the Committee's report on *Transforming life outside cities: the potential of broadband services for rural and regional communities*. This response accepted the recommendation relating to the need for statewide strategies to address gaps in service provision in rural and regional education facilities and provided a comprehensive description of planned activities.

COMMITTEE ON CHILDREN AND YOUNG PEOPLE

Members

Mr Robert Coombs MP (Chair) (Member from 24 September 2008 and Chair from 30 October 2008)
 The Hon. Kayee Griffin MLC (Deputy Chair) (from 30 October 2008)
 The Hon. John Ajaka MLC (from 3 June 2009)
 Ms Marie Andrews MP
 Mr Stephen Cansdell MP
 Mr Robert Furolo MP (from 24 March 2009)
 Rev. the Hon. Fred Nile MLC

Reports and Highlights

Reports tabled:

- *Review of the 2008/09 Annual Report of the Commission for Children and Young People and the 2008 Annual Report of the Child Death Review Team, No. 7/54* (26 October 2010)
- *Children, Young People and the Built Environment: Follow up Inquiry, No 8/54* (11 November 2010)

Highlights:

- On 3 September 2010 the Committee held a public hearing to review Annual Reports in accordance with part 6 section 28(1)(c) of the Children and Young People Act 1998. This was the first Annual Report review with the new Commissioner, Ms Megan Mitchell, who took up her appointment on 21 June 2010.

- *Commission for Children and Young People Act 1998*
During the reporting period, the Committee followed the review being undertaken of the Commission for Children and Young People.
In September 2010, Ms Carol Mills, Director-General, Communities NSW and Ms Megan Mitchell, Commissioner for Children and Young People met with the Committee to brief it on the progress of the review.
- The Deputy Chair, the Hon. Kayee Griffin MLC, addressed the Commonwealth Parliamentary Association 30th Australian and Pacific Regional Conference, held in Canberra, ACT in November 2010. Ms Griffin delivered a paper on the subject of “Involving children and young people in NSW Parliamentary Committee inquiries: turning principle into practice.”

Government response:

- A Government response was received on 30 June 2011 responding to the Committee’s recommendations in the report *Children, Young People and the Built Environment: Follow-up Inquiry*.
- All four recommendations were supported.

JOINT STANDING COMMITTEE ON ELECTORAL MATTERS

Members

Mr Robert Furolo MP (Chair)
 Mr Robert Coombs MP
 (Deputy Chair from 14 July 2010)
 The Hon. Diane Beamer MP
 The Hon. Donald Harwin MLC
 The Hon. Jenny Gardiner MLC
 The Hon. Luke Foley MLC
 Dr John Kaye MLC (from 9 September 2010)
 Ms Lee Rhiannon MLC (until 19 July 2010)

Reports and Highlights

Report tabled:

- *Public Funding of Local Government Election Campaigns* (2 December 2010)

Government response:

- A Government response was received on 10 December 2010 responding to the Committee’s recommendations in the report *2008 Local Government Elections*.

The response indicated that the Government would further consider seven of the Committee’s recommendations. Two recommendations were supported by the Government, three were supported in principle and one in part. Three recommendations were not supported by the Government.

COMMITTEE ON THE HEALTH CARE COMPLAINTS COMMISSION

Members

The Hon. Helen Westwood AM MLC (Chair)
 Mrs Judy Hopwood MP (Deputy Chair)
 Mr Matt Brown MP
 The Hon. David Clarke MLC
 The Hon. Kerry Hickey MP
 The Hon. Nathan Rees MP (from 25 February 2010)
 Rev. the Hon. Fred Nile MLC
 Mr Matthew Morris MP (until 6 January 2010)

Reports and Highlights

There were no reports tabled further to the tabling of the *Operation of the Health Care Complaints Act 1993: Final Report* on 3 June 2010.

Highlights:

- National Registration Scheme for Health Practitioners

On 1 July 2010 a new national registration and accreditation scheme (NRAS) for health practitioners commenced as part of the Council of Australian Governments (COAG) reform program to include all state and territory based systems in a nationally consistent system of health practitioner regulation. Throughout the reporting period the Committee monitored and consulted on the effects of the legislative changes in NSW resulting from the national registration scheme.

- Access by Disadvantaged Consumers to the Health Care Complaints Commission

In the year under review, the Committee also considered the issue of access to the services of the Health Care Complaints Commission (HCCC) by potentially disadvantaged groups. On 25 November 2011, the Committee received an extensive briefing from Ms Yvette Proud, Participation Coordinator, Council for Intellectual Disabilities, the peak body in NSW for people with intellectual disabilities.

Government response:

- A Government response was received on 3 December 2010 responding to the Committee's recommendations in the *Operation of the Health Care Complaints Act 1993: Final Report*.
- Responses to recommendations — Eight of the eleven recommendations were supported directly or in principle; three were not supported.

COMMITTEE ON THE INDEPENDENT COMMISSION AGAINST CORRUPTION

Members

The Hon. Richard Amery MP (Chair)

Mr Paul Pearce MP (Deputy Chair)

The Hon. Graham West MP

Mr Victor Dominello MP

The Hon. Diane Beamer MP

Mr Ninos Khoshaba MP

Mr Jonathan O'Dea MP

Mr Rob Stokes MP

The Hon. Trevor Khan MLC

Rev. the Hon. Fred Nile MLC

The Hon. Greg Donnelly MLC

Reports and Highlights

Reports tabled:

- *Review of the 2008–2009 Annual Report of the Inspector of the Independent Commission Against Corruption* (25 November 2010)
- *Review of the 2008–2009 Annual Report of the Independent Commission Against Corruption* (25 November 2010)
- *Proposed amendments to the Independent Commission Against Corruption Act 1988* (21 September 2010)

Government response:

- A Government response was received in November 2010 responding to the Committee's recommendations in the report *Review of the 2007–2008 Annual Report of the Independent Commission Against Corruption*.

The response indicated that the Government supported the report's three recommendations and proposed to implement recommendations 1 and 2 through amendments to the ICAC Act. The remaining recommendation did not require legislative change.

Symposium:

- A delegation from the Committee attended the 8th National Investigations Symposium, jointly hosted by the ICAC, the NSW Ombudsman and the IPAA, in Sydney (November 2010).

LEGISLATION REVIEW COMMITTEE**Members**

Mr Allan Shearan MP (Chair)
 Mr Paul Pearce MP (Deputy Chair)
 Mr Robert Furolo MP
 The Hon. Kayee Griffin MLC
 Ms Sylvia Hale MLC (until 6 September 2010)
 Mrs Judy Hopwood MP
 The Hon. Trevor Khan MLC
 Mr David Shoebridge MLC (from 6 September 2010)
 Mr Russell Turner MP

Reports and Highlights**Reports tabled:**

- 10 *Legislation Review Digests* examining approximately 90 Bills and 225 Regulations.
- *Responses to the Discussion Paper on Public Interest and the Rule of Law* (December 2010).

**STANDING COMMITTEE
ON NATURAL RESOURCE
MANAGEMENT (CLIMATE CHANGE)****Members**

Mr Matt Brown MP (Chair)
 Mr Gerard Martin MP (Deputy Chair)
 The Hon. Tanya Gadiel MP
 Mr Greg Piper MP
 Mr John Williams MP
 Mr Ray Williams MP

Reports and Highlights**Report tabled:**

- *Sustainably managing water under climate change* (25 November 2010)

Visits of inspection:

- A delegation of the Committee travelled to Coleambally and Orange to inspect best practice water management in farming and mining operations.
- A delegation of the Committee travelled to the Ord River and Perth to inspect agricultural water management practices and learn about the impacts of climate change on water resources in Western Australia.

COMMITTEE ON THE OFFICE OF THE OMBUDSMAN AND THE POLICE INTEGRITY COMMISSION

Members

The Hon. Kerry Hickey MP (Chair)
 Mr Paul Pearce MP (Deputy Chair)
 Mr Peter Draper MP
 Mr Malcolm Kerr MP
 The Hon. Luke Foley MLC
 Ms Sylvia Hale MLC (until 6 September 2010)
 The Hon. Charlie Lynn MLC
 Mr David Shoebridge MLC (from 9 September 2010)

Reports and Highlights

Reports tabled:

- *Report on an inquiry into improper associations in the NSW Police Force* (November 2010)
- *Report on the Eleventh General Meeting with the Inspector of the Police Integrity Commission* (November 2010)

Government response:

- A Government response to the recommendation in the Committee's *Report on the Sixteenth General Meeting with the NSW Ombudsman* was received in October 2010. Parliament amended the Ombudsman Act in accordance with the Committee's report recommendation.

Public hearings:

The Committee held two public hearings, one in relation to its inquiry into improper associations in the NSW Police Force and one in relation to the Eleventh General Meeting with the Inspector of the Police Integrity Commission.

STANDING COMMITTEE ON PARLIAMENTARY PRIVILEGE AND ETHICS

Members

Mr Paul Pearce MP (Chair)
 The Hon. Richard Amery MP (Deputy Chair)
 The Hon. Philip Costa MP
 Mr Malcolm Kerr MP
 Ms Lylea McMahan MP
 Mr Gerard Martin MP
 Ms Clover Moore MP
 Mr Frank Terenzini MP (to 24 June 2010)
 The Hon. Graham West MP (from 24 June 2010)

Reports and Highlights

Reports tabled:

- *Report on a Memorandum of Understanding with the NSW Police relating to the execution of search warrants on Members' premises* (27 October 2010)

The report considered the need for a protocol to guide execution of search warrants by the NSW Police in Members' offices and Parliamentary precincts and recommended that the Speaker of the Legislative Assembly enter into a Memorandum of Understanding with the Commissioner of the NSW Police and the President of the Legislative Council.

- *Report on the Inquiry into the Draft Constitution (Disclosures by Members) Amendment (De Facto Relationships) Regulation 2010* (31 August 2010)

The report reviewed a minor proposed amendment to the Constitution (Disclosures by Members) Regulation 1983 which was consequential to the Relationships Register Act 2010. The Relationships Register Act 2010 expanded the definition of "de facto relationship" to include persons in a "registered relationship". The Committee did not oppose the proposed amendment.

- *Report on Review of the Code of Conduct, aspects of disclosure of interests and related issues* (8 December 2010)

It is a function of the Committee to review the Code of Conduct once every four years. The report found that the Code's current provisions remain appropriate. The Committee recommended that the *Constitution (Disclosures by Members) Regulation 1983* be amended to enable the Register of Members' Interests to be placed on the internet, subject to addressing privacy issues. The Committee also recommended additional training for Members on the Code, the registration of interests requirements and the relevant conflict of interests provisions in the Standing Orders of the Legislative Assembly.

Meeting with Ethics Adviser

- The Committee held its annual meeting with the Parliamentary Ethics Adviser on 24 November, 2010.

PUBLIC ACCOUNTS COMMITTEE

Members

Mr Paul Gibson MP (Chair)
 The Hon. Grant McBride MP
 Mr Peter Draper MP
 Mr Victor Dominello MP
 Mr Ninos Khoshaba MP
 Mr John Turner MP

Reports and Highlights

Reports tabled:

- *Issues Arising from the Premature Release of Draft Auditor-General's Reports* (September 2010)
- *Annual Review 2009–10* (September 2010)
- *Report on Quality and Timeliness of Financial Reporting* (October 2010)
- *Seventh Report on the Examination of the Auditor-General's Performance Audits* (December 2010)

Government responses:

- *Fifth Report on the Examination of the Auditor-General's Performance Audits* (received December 2010). The Government supported all three of the report's recommendations.
- *Report on Quality and Timeliness of Financial Reporting* (received April 2011). Of five recommendations, the Government supported two and gave in principle support to two.
- *Report on Environmentally Sustainable Procurement* (received September 2010). Of ten recommendations, the Government supported six and gave in principle support to two.
- *Report on State Plan Reporting* (received October 2010). The Government supported eight of the 15 recommendations in the report.

Auditor-General briefings:

- The Committee continued to host briefings by the Auditor-General for all Members of Parliament on his audit reports.

Inter-Parliamentary Relations:

- Committee staff conducted a Public Accounts Committee Workshop for visiting staff of the parliaments of the Solomon Islands and Bougainville on Tuesday 22 February 2011.

PUBLIC BODIES REVIEW COMMITTEE

Members

Mr Nick Lalich MP (Chair)
Mr Steve Cansdell MP (Deputy Chair)
Mr Alan Ashton MP
Mr Peter Draper MP
Ms Sonia Hornery MP
Mr Wayne Merton MP

Reports and Highlights

Reports tabled:

- *Report on the Management of the Premier's Annual Reports Awards* (November 2010)
- *Report on the Second Review of Annual Reports* (November 2010)

Public hearings:

- The Committee held one public hearing in relation to its second review of annual reports.

STANDING COMMITTEE ON PUBLIC WORKS

Members

Mr Ninos Khoshaba MP (Chair)
Ms Marie Andrews MP (Deputy Chair)
Mr Alan Ashton MP (to 21 September 2010)
Mr Craig Baumann MP
Mrs Dawn Fardell MP
Mr Nick Lalich MP (from 21 September 2010)
The Hon. Grant McBride MP
The Hon. Don Page MP

Reports and Highlights

Reports tabled:

- *Report on Graffiti and Public Infrastructure* (November 2010)

Study visit:

- A delegation from the Committee visited the Fairfield, Blacktown, Penrith, Bankstown, Rockdale and Marrickville local councils to learn about the various approaches to graffiti management.

Government responses:

- A Government response to the report on *Development of Arts and Cultural Infrastructure Outside the Sydney CBD* was received in December 2010. The response indicated that the Government supported five of the eleven recommendations and partially supported two other recommendations.

JOINT STANDING COMMITTEE ON ROAD SAFETY (STAYS SAFE)

Members

Mr Geoff Corrigan MP (Chair)
The Hon. Ian West MLC (Deputy Chair)
Mrs Dawn Fardell MP
Mr David Harris MP
Ms Noreen Hay MP
Mr Daryl Maguire MP
Dr Andrew McDonald MP
The Hon. George Souris MP
The Hon. Robert Brown MLC
The Hon. Richard Colless MLC

Reports and Highlights

Reports tabled:

- *Report on Heavy Vehicle Safety* (23 September 2010)
- *Vulnerable Road Users – Inquiry into Motorcycle and Bicycle Safety* (2 December 2010)

Government response:

- A Government response to the *Report on Heavy Vehicle Safety* was received on 21 March 2011. Of the 18 recommendations made, 15 were supported without qualification, one was subject to further consideration and two were rejected.

STANDING ORDERS AND PROCEDURE COMMITTEE

Members

The Hon. Richard Torbay MP (ex officio Chair)
 The Hon. John Aquilina MP
 Mr Alan Ashton MP
 The Hon. Tanya Gadiel MP
 The Hon. Brad Hazzard MP
 The Hon. Grant McBride MP
 Mr Daryl Maguire MP
 Mr Gerard Martin MP
 Ms Alison Megarrity MP
 Mr Adrian Piccoli MP
 Mr John Turner MP

The Committee did not meet during the period 1 July 2010 to 4 March 2011.

JOINT STANDING COMMITTEE ON THE OFFICE OF THE VALUER-GENERAL

Members

Ms Marie Andrews MP (Chair)
 The Hon. Kayee Griffin MLC (Deputy Chair)
 The Hon. Matthew Mason-Cox MLC
 Ms Alison Megarrity MP
 Mr Michael Richardson MP

Reports and Highlights

Reports tabled:

- *Report on Seventh General Meeting with the Valuer-General*, together with answers to questions on notice, questions, transcript of evidence and minutes of proceedings (2 December 2010)
- *Report on the Inquiry into the provisions of the Valuation of Land Act 1916*, together with answers to questions on notice, transcript of evidence and minutes of proceedings (2 December 2010)

Government response:

- A Government response was received on 15 June 2011 to the five Committee recommendations in the *Report on Seventh General Meeting*. The Committee received responses from the Office of State Revenue and Minister for Finance and Services.
- In response to the Committee's recommendations in the *Report on the Inquiry into the provisions of the Valuation of Land Act 1916*, the Valuer-General advised that a comprehensive review of the *Valuation of Land Act 1916* will commence in 2011. The issues raised in the Committee's recommendations will be considered as part of that review.

Committees administered by the Legislative Assembly — 55th Parliament

The Committees established in the 55th Parliament held their first meeting on 22 and 23 June 2011. The Public Accounts Committee met twice during the reporting period, and all other committees did not meet again until after 1 July 2011.

Committee on Children and Young People

Mr Andrew Cornwell MP (Chair)
Ms Melanie Gibbons MP (Deputy Chair)
Mr Andrew Gee MP
Dr Andrew McDonald MP
The Hon. Jan Barham MLC
The Hon. Niall Blair MLC
The Hon. Greg Donnelly MLC

Committee on Community Services

Mr Kevin Anderson MP (Chair)
Mr Kevin Conolly MP (Deputy Chair)
Mr Tony Issa MP
The Hon. Barbara Perry MP
Ms Anna Watson MP

Committee on Economic Development

Mr David Elliott MP (Chair)
Mr Stuart Ayres MP (Deputy Chair)
Mr Steve Cansdell MP
Ms Noreen Hay MP
Mr Jamie Parker MP

Joint Standing Committee on Electoral Matters

The Hon. Trevor Khan MLC (Chair)
The Hon. Robert Borsak MLC (Deputy Chair)
Mr Andrew Fraser MP
Mr Gareth Ward MP
The Hon. Amanda Fazio MLC
The Hon. Dr Peter Phelps MLC
The Hon. Peter Primrose MLC

Committee on Environment and Regulation

Mr Chris Patterson MP (Chair)
Mrs Tanya Davies MP (Deputy Chair)
The Hon. Thomas George MP
Mr Jamie Parker MP
The Hon. Carmel Tebbutt MP

Committee on the Health Care Complaints Commission

Mrs Leslie Williams MP (Chair)
Mrs Roza Sage MP (Deputy Chair)
Mr Ryan Park MP
Mr Andrew Rohan MP
The Hon. Catherine Cusack MLC
The Hon. Paul Green MLC
The Hon. Helen Westwood MLC

Committee on the Independent Commission Against Corruption

Mr Mark Speakman MP (Chair)
Mr Andrew Gee MP (Deputy Chair)
The Hon. Richard Amery MP
Mr Mark Coure MP
The Hon. Thomas George MP
Ms Tania Mihailuk MP
Mr Tim Owen MP
The Hon. Nathan Rees MP
The Hon. Niall Blair MLC
Rev. the Hon. Fred Nile MLC
The Hon. Lynda Voltz MLC

Committee on Law and Safety

Mr John Barilaro MP (Chair)
 Mr Jai Rowell MP (Deputy Chair)
 Mr Garry Edwards MP
 Mr Nick Lalich MP
 Mr Guy Zangari MP

Legal Affairs Committee

Mr Dominic Perrottet MP (Chair)
 Mr Bryan Doyle MP (Deputy Chair)
 Mr Clayton Barr MP
 Mr Stephen Bromhead MP
 Ms Sonia Hornery MP

Legislation Review Committee

Mr Stephen Bromhead MP (Chair)
 Dr Geoff Lee MP (Vice Chair)
 Mr Garry Edwards MP
 Mr John Flowers MP
 Ms Tania Mihailuk MP
 The Hon. Shaoquett Moselmane MLC
 The Hon. Dr Peter Phelps MLC
 Mr David Shoebridge MLC

Committee on the Office of the Ombudsman and Police Integrity Commission

The Hon. Catherine Cusack MLC (Chair)
 Mr Lee Evans MP (Deputy Chair)
 Mr Kevin Anderson MP
 The Hon. Paul Lynch MP
 Mr Ryan Park MP
 The Hon. Sarah Mitchell MLC
 The Hon. Adam Searle MLC

Joint Select Committee on the Parliamentary Budget Office

Mr David Elliott MP (Chair)
 The Hon. Natasha Maclaren-Jones MLC (Deputy Chair)
 Mr Clayton Barr MP
 Mr Chris Holstein MP
 The Hon. Kristina Keneally MP
 Mr Geoff Provest MP
 Mr Darren Webber MP
 The Hon. Amanda Fazio MLC
 Dr John Kaye MLC
 The Hon. Sarah Mitchell MLC
 The Hon. Eric Roozendaal MLC

Standing Committee on Parliamentary Privilege and Ethics

Mr John Sidoti MP (Chair)
 Mr Andrew Fraser MP (Deputy Chair)
 Mr Glenn Brookes MP
 Ms Clover Moore MP
 Mr Andrew Rohan MP
 Mr Guy Zangari MP

Public Accounts Committee

Mr Jonathan O'Dea MP (Chair)
 Dr Geoff Lee MP (Vice Chair)
 Mr Bart Bassett MP
 Mr Michael Daley MP
 The Hon. Richard Torbay MP
 Mr John Williams MP

Joint Standing Committee on Road Safety (Staysafe)

Mr Greg Aplin MP (Chair)
The Hon. Richard Colless MP (Deputy Chair)
Mr Stuart Ayres MP
Mr Robert Furolo MP
Mr Darren Webber MP
Mr John Williams MP
The Hon. Cate Faehrmann MLC
The Hon. Walter Secord MLC

Social Policy Committee

Mr Bruce Notley-Smith MP (Chair)
Mr John Sidoti MP (Deputy Chair)
Mr Troy Grant MP
Ms Sonia Hornery MP
Ms Anna Watson MP

Standing Orders and Procedure Committee

The Hon. Shelley Hancock MP (ex officio Chair)
The Hon. Richard Amery MP
Mr Stuart Ayres MP
Mr Michael Daley MP
Mr Andrew Fraser MP
The Hon. Thomas George MP
The Hon. Brad Hazzard MP
The Hon. Paul Lynch MP
Mr Daryl Maguire MP
The Hon. Richard Torbay MP

Committee on State and Regional Development

Mr Geoff Provest MP (Chair)
Mr Chris Spence MP (Deputy Chair)
The Hon. Linda Burney MP
Mr Daryl Maguire MP
The Hon. Richard Torbay MP

Committee on Transport and Infrastructure

Mr Charles Casuscelli MP (Chair)
Mr Tim Owen MP (Deputy Chair)
Ms Tania Mihailuk MP
Mr Greg Piper MP
Mr Paul Toole MP

Joint Committee on the Office of the Valuer-General

Mr Matt Kean MP (Chair)
Mrs Leslie Williams MP (Deputy Chair)
Mr Clayton Barr MP
The Hon. Scot Macdonald MLC
The Hon. Eric Roozendaal MLC

Interparliamentary Relations

COMMONWEALTH WOMEN PARLIAMENTARIANS CONFERENCE 30 JUNE TO 2 JULY 2010 PARLIAMENT HOUSE, SYDNEY

- The NSW Branch of the Commonwealth Parliamentary Association (CPA) hosted the above conference at Parliament House from 30 June to 2 July 2010. Legislative Assembly staff supported the administration and co-ordination of the Conference.
- 33 Parliamentarians and staff from Australian jurisdictions participated, one from New Zealand, two from Niue, two from Samoa, two from Tuvalu.
- The Hon. Kathleen Casey MLA, Vice Chairperson of the CPA Executive Committee, Canadian Regional Representative and the Speaker of the Legislative Assembly for Prince Edward Island, Canada attended.
- The Hon. Kashmala Tariq MNA, Chair of the Commonwealth Women Parliamentarians Steering Committee and Member of the National Assembly of Pakistan also attended.
- Conference sessions included the topics:
 - Domestic and workplace violence; and bullying, including cyber-bullying;
 - Interacting with the media, including using new media and social networks;
 - Access and equity and affirmative action strategies; and
 - Human rights.

MANUAL FOR VISITING DELEGATIONS

- A project team of staff of the Legislative Assembly drafted a manual for visiting delegations which will be finalised and published early in the 2011/12 financial year.
- The purpose of the manual is to develop a protocol for incoming and outgoing visits for Legislative Assembly staff to ensure that all visits are managed in a consistent and professional manner.

MEMBERS' STUDY TOURS

- The Department co-ordinated and supported Commonwealth Parliamentary Association (CPA) study tours, including compliance with funding and reporting requirements.
- A study tour enables Members to gain and pass on valuable knowledge through discussions and the exchange of ideas. They can witness first-hand the policies, processes and infrastructure in place in other jurisdictions.
- Members are accountable for sharing the information gathered by way of a report which is submitted to the NSW Branch and lodged with the Parliamentary Library.
- In the 2010/11 financial year, only one Member took the opportunity to undertake a study tour.
- Refer to Appendix F for further information relating to Parliamentary Supported Travel.

VISITOR PROGRAMS

- The Department co-ordinated or participated in 36 programs for visits and attachments to the Parliament of New South Wales. Further details in Appendix F.

EFFECTIVE PARLIAMENTARY COMMITTEE INQUIRIES COURSE 14 TO 18 FEBRUARY 2011

- The Centre for Democratic Institutions and New South Wales Parliament 4th Effective Parliamentary Committee Inquiries Course was hosted at Parliament House from 14 to 18 February 2011.
- The course is designed for Parliamentary Committee staff and focuses on practical aspects of committee work.
- Twenty-one parliamentary officers from 10 Asia-Pacific countries attended the course which was well received.

Committees case studies

CHILDREN AND YOUNG PEOPLE AND THE BUILT ENVIRONMENT: FOLLOW UP INQUIRY

In November 2010, the Committee on Children and Young People published a report following up on the implementation of the recommendations from its report in 2006 into '*Children, Young People and the Built Environment*'. This inquiry enabled the Committee to take evidence on what had happened in the intervening 4 years and what ought to be the focus moving forward. The Committee was pleased to hear that the work undertaken with respect to the 2006 report was still relevant, with the recommendations contained within that report considered by those who gave evidence to the Committee to be still pertinent in 2010.

In considering recommendations for this 2010 report, it was not the Committee's intention to reiterate its 2006 recommendations, but rather to focus on the means of their implementation.

As such, the 2010 recommendations concentrate on strategies for ensuring that the ongoing issues relating to children, young people and the built environment continue to be addressed.

The Committee received the Government's response to its report in May 2011 and was pleased that all its recommendations were supported and many had already been implemented by the Commission for Children and Young People.

STANDING COMMITTEE ON PARLIAMENTARY PRIVILEGE AND ETHICS

The Standing Committee on Parliamentary Privilege and Ethics has a statutory function of reviewing the Code of Conduct for Members once every Parliament, and of undertaking educative work relating to ethical standards applying to members.

During the 54th Parliament, as part of the review of the Code, the Committee also considered the induction and continuing education of members.

The Committee had also been asked by the Speaker to examine recommendations made in the report of the Independent Commission Against Corruption on Operation Corinth, which reiterated recommendations previously made by the ICAC for increased ethics training for Members.

The Committee recommended that the induction sessions for new members of the 55th Parliament on registration of interests and the Code of Conduct be followed up by a session later in mid 2011 and that formal training programs be introduced.

Subsequently, officers of both Houses and the Department of Parliamentary Services have prepared an on-line training course on the Code of Conduct for Members of Parliament. The focus of the course has been on 14 case study scenarios, which aim at testing members' understanding of the 7 clauses and preamble of the Code of Conduct for Members. It is expected that the Presiding Officers will launch the e-learning program in late 2011.



COMMONWEALTH PARLIAMENTARY ASSOCIATION TWINNING WITH SOLOMON ISLANDS AND AUTONOMOUS REGION OF BOUGAINVILLE

The New South Wales Parliament is twinned with the Parliaments of the Autonomous Region of Bougainville and the Solomon Islands, as part of the Commonwealth Parliamentary Association's twinning program for all Commonwealth Parliaments. The NSW Parliament receives funding from AusAID under its Pacific Public Sector Linkages Program. The funding, which commenced in April 2010, ensures substantial practical support for the participating parliaments' objectives to build capacity and strengthen parliamentary democracy in the Solomon Islands and Bougainville.

The core of Twinning is secondments and placements of staff between the Parliaments. Secondments and placements are part of a comprehensive program to ensure that experience gained by the participants is relevant and can be translated into sustainable change in the home parliament. Other Twinning activities include the establishment of a formal mentoring arrangement, technical and corporate support, collaboration on research and writing tasks, and the development of a framework to assist other parliaments that may be interested in learning from the experience of the twinned Parliaments.

The Twinning activities conducted to date have strengthened the relationship between the three Parliaments and are strengthening the parliamentary institutions in the two Pacific Parliaments.

For more detail on the Twinning activities conducted in the last year, refer to Appendix D.

VULNERABLE ROAD USERS: STAYSAFE COMMITTEE INQUIRY

In December 2010 the Staysafe Committee published its fifth and last report for the 54th Parliament, marking the end of a comprehensive program of review of major road user groups. The inquiry into Vulnerable Road Users, focussing on motorcyclists and pedal cyclists, complemented an earlier inquiry into Pedestrian Safety.

Road agencies everywhere are constantly engaged in monitoring safety and devising countermeasures to mitigate risks. However, this inquiry illustrated how Parliamentary Committees make their own contribution to the policy and data collection process by actively consulting and providing a public forum for discussion and debate about proposed strategies and interventions.

Major areas for suggested reform, some of which have been consistently stressed in all previous reports of the Committee, included: improved data collection and management; improvements in roads engineering; better targeted education and public awareness programs and campaigns; and improved planning processes, including enhanced collaboration between the NSW Government and local councils.

Conference Papers

During 2010/11 a number of conference and seminar papers were prepared for the Speaker, Members and the Clerk. These included:

- Paper prepared for the Speaker for the 41st Conference of Presiding Officers' and Clerks, held in July 2010 entitled *Minority Governments/Hung Parliaments – Perspectives from the Chair*;
- Paper prepared for the Clerk for the 41st Conference of Presiding Officers' and Clerks, held in July 2010 entitled *Returning to the Fundamentals of Parliamentary Procedure*;
- Paper for the Speaker for the National Conference of State Legislatures (USA) entitled *Global Perspectives on Job Creation and Economic Development*;
- Paper prepared for the Clerk for the Seminar for American Clerks entitled *How do they do it? Comparative International Legislative Practices*;
- Article for the Commonwealth Parliamentary Association Centenary Publication entitled *From Tradition to Innovation and Modernisation: The evolution of procedures of the New South Wales Legislative Assembly*.

Submissions to inquiries in other Parliaments

During 2010/11 a number of submissions were prepared for the Clerk in relation to inquiries being conducted by other Parliaments. These included:



- Submission to the House of Lords Constitution Committee on Fixed Term Parliaments; and
- Submission to the Joint Select Committee on the Parliamentary Budget Officer of the Australian Parliament.

| ACTIVITY | 2008/09 | 2009/10 | 2010/11* |
|--|---------|---------|----------|
| Conference papers prepared | 6 | 8 | 7 |
| Responses to ANZACATT and CATS inquiries | 64 | 69 | 45 |
| Responses to formal inquiries from other Parliaments | 5 | 2 | 9 |

* Note: 2011 was also an election year



Ensuring that Members of Parliament can fulfil their public duties



Election of a new Government and commencement of the 55th Parliament

On 26 March 2011, the Liberal/National Coalition won power after 16 years of Labor Government in New South Wales. The election saw 46 new Members elected to the Legislative Assembly (out of 93). The Coalition secured a large majority with 69 seats (51 Liberal and 18 Nationals) with the former Labor Government reduced from 50 to 20 Members. Independent Members were also reduced from 6 to 3. The first member of the Greens was elected in the Legislative Assembly.

The opening of the new Parliament did not follow the usual procedure. Although there was the usual commission opening whereby certain Ministers were appointed by the Governor as Commissioners to open the Parliament and administer the Pledge of Loyalty to Members, following the swearing in of all Members and the election of the Presiding Officers, the Governor made an address to a joint sitting of both Houses regarding the new Government's legislative program. While it is unusual for the Governor to attend the first session of a new Parliament, it has become a trend for the four year term of Parliament to be one long session and accordingly, there may not have been another opportunity for the Governor to open another session during the current Parliament.

There was one disputed seat in the Legislative Assembly following the March election. A petition was lodged with the Court of Disputed Returns in relation to the seat of Wollongong. On 4 May 2011, the Speaker informed the House that the Clerk had received, from the Supreme Court, a copy of a petition from Gordon Bradley to the Court of Disputed Returns, pursuant to the *Parliamentary Electorates and Elections Act 1912* in relation to the election of Noreen Hay as the Member for Wollongong. The Clerk tabled the petition under the Act and the document was ordered to be printed. Mr Bradley, who was an independent candidate in the election for the seat of Wollongong, claimed in the petition that there were "a number of irregularities and/or illegal practices, which were likely to affect the final count of the election". These irregularities related to "fraudulent how to vote cards" which "falsely directed preferences to Ms Hay", alleged double voting, and positioning of Labor Party posters which it was claimed by Mr Bradley could be misinterpreted as official posters of electoral authorities. On 27 June 2011, the Court of Disputed Returns dismissed the petition.

INDUCTION OF NEW MEMBERS AND ONGOING TRAINING

The 55th Parliament was opened on 3 May 2011 with 46 new Members of the Legislative Assembly and eight new Members of the Legislative Council.

To assist these new Members to function effectively in their new roles, an induction program was held on 11 and 12 April 2011. Topics included an introduction to the role of Parliament, ethics education, entitlements and allowances, options for the recruitment and employment of staff, and the role and functions of the parliamentary departments. In addition, former Members of Parliament were invited to appear as a panel, to speak on the role of Members of Parliament and to provide practical advice to new Members.

The delivery of the induction program was a collaborative effort between the Department of Parliamentary Services, the Department of the Legislative Assembly and the Department of the Legislative Council. It was the first time that the induction was delivered jointly to new Members of both Houses. The Program was well-received by Members judging by the positive feedback over the two days and through the formal evaluation process.

In addition to the induction program, the Parliamentary departments organised a number of seminars, open to new and continuing Members. Over 2011, seven sessions will be delivered on a sitting day, and will be presented by senior parliamentary officers, as well as invited guests. Presentations will be delivered on defamation law, the Members' code of conduct, the effective management of staff, as well as on the role of Parliamentary Counsel, the Audit Office and the NSW Ombudsman.

Throughout 2011, comprehensive two day training and induction programs will be provided to all new Members' staff and will include sessions on the staff code of conduct, occupational health and safety, the role of the Parliament, and procedures of the Houses and their committees.

An information and question and answer session for Ministerial staff on the conduct of proceedings in the Legislative Assembly and the Legislative Council was extremely well received.

Electorate offices

HANDOVER – NSW STATE ELECTION 26 MARCH 2011

The 26 March 2011 NSW State Election saw the election of 46 new Members to the Legislative Assembly. This was an historic changeover of almost half the Legislative Assembly's Members. In preparation for the election various guides and protocols were prepared such as *The Electorate Office Guide* and the *Guide for New Members*. Official handovers between outgoing and incoming Members and Electorate Office staff were also organised, where possible, and stocktakes of assets and files were completed to ensure the changeover occurred efficiently and effectively. These protocols also allowed the Legislative Assembly to manage staff transition sensitively through the election period and beyond.

EQUIPMENT FOR MEMBERS

The year saw a massive upgrade in equipment in all 95 electorate offices. Computer hardware, software and broadband width were upgraded and photocopiers were replaced by multi-function devices equipped to copy, print, scan and email. New folding and inserting machines were also installed.

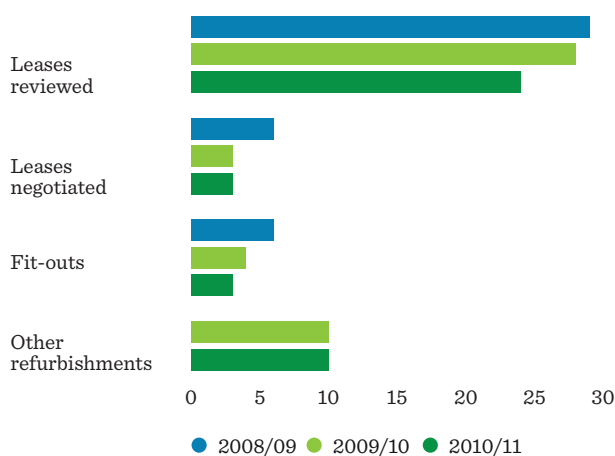
ELECTORATE OFFICE SECURITY

During 2010/11, external consultants were engaged to examine security issues in electorate offices. In their final report, recommendations were made regarding access, lighting, window displays, and improved locks and alarms. An overall security plan is being developed during 2011/12 to assess security issues and identify improvements which can be both incorporated into new fit-outs and retro-fitted to existing offices, if necessary. New electorate office staff have received security and information handling training as part of their inductions. All office fit-outs are now undertaken in consultation with both Parliamentary security staff and the NSW Police Force.

FIT-OUT AND MAINTENANCE OF ELECTORATE OFFICES

Ryde, Lakemba and Newcastle electorate offices were relocated during 2010/11 and completely refitted. Minor refurbishments and alterations were completed at twelve offices. Electorate Office Services maintained a program of receiving and responding to maintenance issues raised by electorate offices and managed under a discrete maintenance budget.

OUR LEASING ACTIVITY



| 2008/09 | 2009/10 | 2010/11 |
|---|--|--|
| LEASE AND FIT-OUT ACTIVITY | | |
| 29 leases were reviewed 6 new leases were negotiated 6 fit-outs were undertaken at a cost of \$780,000 | 28 leases were reviewed 3 new leases were negotiated 4 fit-outs were undertaken at a cost of \$720,000 10 other refurbishments were undertaken at a cost of \$195,000 | 24 leases were reviewed 3 new leases were negotiated 3 fit-outs were undertaken at a cost of \$566,084 10 other refurbishments were undertaken at a cost of \$279,473 |
| PROPERTY AND EQUIPMENT MAINTENANCE | | |
| 625 jobs valued at \$280,900 Response time target of 24 hours generally met | 771 jobs valued at \$269,962 Response time target of 24 hours generally met | 910 jobs valued at \$383,030 Response time target of 24 hours generally met |

SURVEYS OF MEMBERS AND ELECTORATE OFFICERS

The survey of Members and electorate officers showed improvement on the 2009/10 results, but did not meet the target of 8 out of 10. The overall Members' satisfaction rating for 2010/11 was 7.7 out of 10 compared with 7.4 in 2009/10. The Legislative Assembly is committed to continuous improvement by monitoring and enhancing its services to electorate offices through better communication, faster response times, introducing new technology and equipment, and training. Further results from the survey can be seen on pages 6–7.

ELECTORATE OFFICERS' REFERENCE GROUP

The Reference Group met during the year to provide feedback on support, share operational information, and identify areas for improved services and new activity. Fifteen electorate officers are members of the reference group, which met 2 times over the reporting period.

INDUCTION OF NEW MEMBERS' STAFF

Seventy-one electorate office staff received induction and training during the year. Subjects covered at induction included parliamentary procedure, Members' entitlements, security, the Parliamentary Library, IT training, the Code of Conduct, and OH&S. Training was also provided to equip front line staff with skills and advice on managing the pressures of customer service and dealing with challenging people, as well as to inform staff about service provision in the public sector and non-government sectors.

ELECTORATE OFFICE VISITS – REGULAR CONTACT PROGRAM

The Legislative Assembly continued its program of regular visits to electorate offices across the State. During these visits we review issues such as security and safety, accommodation standards, and equipment usage, and undertake an asset stock take. The visits allow electorate office staff to meet the Parliamentary officers who provide office support and to raise issues directly. The Department aims to visit all 95 electorate offices at least once every 2 years.

PROJECTS AND GOALS FOR 2011/12

Training in customer service, office and role management, and accessing support services are planned throughout the year ahead. The Department will conduct a review of the overall need for training and development for electorate office staff, as well as continue to review the staff Position Descriptions and employment entitlements.

The telephone systems in all 95 electorate offices will be replaced in 2011/12.

A survey of Members and electorate officers will be held in 2012/13. A survey will not be held in 2011/12 due to the State election in March and the high changeover of staff. With the new Members and staff in place, the 2012/13 survey will be an important opportunity to test the success of processes for changing over office management and inducting and training new staff, as well as the ongoing equipment upgrading.

Information management in electorate offices will be reviewed during 2011/12 and a new policy will be prepared for consultation and adoption to ensure the offices are meeting best practice with regard to privacy and other issues.

The safety and security of all electorate offices will be enhanced in 2011/12 by implementing the recommendations of the consultants' report for the preparation of a Security Management Plan and an Occupational Health and Safety Plan for each office.

As at 30 June 2011, fit-outs are approved or close to approval for five offices (Wyang, Dubbo, Bathurst, Blacktown and Mount Druitt) and are planned for another two offices (Drummoyne and Kiama).

Leases will be renewed or new leases sought for 54 offices.





Community access and participation in the parliamentary process



REPLACEMENT OF THE CHAMBER BROADCAST SYSTEM

The replacement of the Chamber broadcast system commenced on 15 June 2010, and was allocated a budget of \$794,000 over two financial years. The project was delivered on time by 31 August 2010 and came in at \$46,694 under budget.

The old system was at least 10 years old, and the replacement of the broadcast system was required to match the updated sound system, which was replaced in 2005.

The project involved the installation of high definition cameras, particularly on the side walls and behind the Chair to provide for multiple camera angles.

The project also included the installation of new backbench microphones, upgrading of the ceiling lights, replacement of all central room equipment, recabling throughout the building, installation of TV monitors in the galleries, and new Hansard speakers.

As part of the project, new agreements were drafted with the filming contractor and the media outlets and the rules on broadcasting were revised.

Heritage Office approval was gained for all work, and the project was completed as a successful joint project between the Legislative Assembly and DPS (Parliamentary Facilities and Information Management).

WELCOME SCREEN IN THE LEGISLATIVE ASSEMBLY VESTIBULE

The new Welcome Screen, which was installed as part of the Chamber broadcast upgrade project, is used to advise of school visits and meetings, as well as other events open to the public at Parliament House and exhibitions taking place in the Fountain Court.

The Room Booking form was amended to include the option of adding an event to the Welcome Screen.

NEW TIMING SYSTEM

The new touch screen computer timing system installed in 2009/10 was reviewed and several enhancements were made, for example, to display 5 minutes for answers and 2 minutes for additional answers.

VIDEO HANSARD

In 2009 the Parliament trialled a system on the intranet called Visionbytes.tv, which allowed the day's audio-visual House proceedings to be split into segments, so that the video could be more easily located and retrieved.

During the year a new system was put in place to allow for a quicker turnaround of the video by undertaking the video segmentation in house (through the Parliamentary Library, and checked by the Table Office).

This new system saves at least two weeks time in the video segments being made available.

IMPLEMENTATION OF WI-FI

In June 2011, the Presiding Officers issued a memorandum advising that wireless Internet access was now available in the Chambers and adjoining areas. The service provides maximum signal strength in the Chamber and a strong signal directly outside the Chamber including the Speaker's Corridor and Vestibule area.

Future expansion plans include Members' Offices and other meeting rooms within Parliament House.

In addition to the Parliament-provided notebook computers, other mobile computing devices such as iPhones and iPads may be registered for wireless access. Members may also authorise their staff to register connection to the wireless system. Access is limited to parliamentary clients to ensure maximum speeds for Members on sitting days.

REPUBLISHING AND REBROADCASTING PROCEEDINGS

On 18 March 2010, the President and Speaker made statements in their respective Houses concerning the republication and rebroadcasting of proceedings both by Members and third parties.

The statements followed a briefing note circulated by the Clerks to Members highlighting certain issues relating to parliamentary privilege. Whilst absolute privilege attaches to the publication of parliamentary proceedings in Hansard and on the Parliament's website, any subsequent republication or rebroadcasting by Members or others is not afforded the same protection. Consequently, any person who publishes excerpts from Hansard or official footage may be exposed to legal liability if the material is defamatory. However, in NSW, the republication or rebroadcast of parliamentary proceedings that include defamatory material may also be protected under the defences to the publication of defamatory material under the common law and division 2 of part 14 of the *Defamation Act 2005*, sections 25 to 33. Those defences include the defence of justification, the defence of qualified privilege and the defence of fair report.

PUBLICATIONS FOR MEMBERS

A project to redesign all the Legislative Assembly publications commenced with the production of our Annual Report in 2009. At that time, an image library was created and a generic style settled for all publications.

The generic style has now been extended to our PowerPoint template and also our administrative and corporate documents, and to our committee documents.

The main aim of the publications revamp was to have the new and revised publications ready for the new Members' Induction Program that was held on 11 and 12 April 2011.

This aim was achieved with all existing publications reviewed and redesigned, a new booklet for the Speaker, and a Guide for New Members also being published.

At the same time, a project was completed under the auspices of the Management Advisory Group to replace the macros used to produce the Legislation Review Digest and the other Legislative Assembly Committee reports, and to standardise the format of Committee minutes.

The Legislative Assembly House Papers – the Votes and Proceedings, the Business Paper, the Questions and Answers Paper and the Statutory Instruments Paper were also reviewed and redesigned.

A full listing of the Parliament's publications can be seen at Appendix C.

New e-publications were also created during this project – Committee Staff e-manuals and an Electorate Officer Guide.

PARLIAMENTARY BUDGET OFFICE

In October 2010 the Parliament passed the Parliamentary Budget Officer Act, establishing a Parliamentary Budget Officer (the first in Australia) as an independent officer of the Parliament to provide costings of election promises in the period prior to a State election, and also at any time to prepare costings of proposed policies of Members of Parliament, and analysis and advice for Members on financial matters.

To ensure the independence of the Parliamentary Budget Officer, the Presiding Officers are the employers, and select from a list of at least two persons recommended by a panel comprising the Ombudsman, the Information Commissioner, and the Chairperson of the Independent Pricing and Regulatory Tribunal.

Funding of \$3 million was provided to appoint, in addition to the Parliamentary Budget Officer, 12 to 16 economists, accountants and financial analysts, plus the requisite support staff.

In addition, capital funding of \$1 million was provided so that building works in Parliament House could be undertaken to accommodate the Parliamentary Budget Office. Approximately \$400,000 of this recurrent funding was expended during the reporting period.

As the initial recruitment process was unsuccessful, the Presiding Officers agreed to the appointment of a former Auditor General, Mr Tony Harris, for a period of just over three months around the election period to conduct the costings work.

The incoming Government indicated that it would be reviewing the Parliamentary Budget Officer and on 23 June 2011, the two Houses appointed a joint select committee to undertake this review. The resolution establishing the Committee provides for the Committee to consider:

- The purpose of the Parliamentary Budget Officer, and whether the terms of the Act are appropriate; and
- The role for the Office, including and not limited to its:
 - Functions and powers;
 - Structure, staffing and resourcing; and
 - Accountability and oversight mechanisms
- The Committee is currently receiving submissions for its inquiry.
- No reporting deadline was provided in the resolution establishing the committee.

THE MACQUARIE ROOM

In the second half of 2010, after funding became available, the Presiding Officers gave their approval to proceed with the conversion of the former Staff Dining Room into a new state-of-the-art committee hearing room, the Macquarie Room.

The work involved the replacement of the walls, new carpet, wheelchair accessible doors, enhanced lighting, a store room and AV cupboard, and the installation of a motorised projector screen, as well as new ergonomic furniture. As this room is adjacent to the kitchen and catering areas the room has also been appropriately sound proofed.

The room was completed and ready for use by February 2011.

Due to the shortage in the availability of meeting rooms, the Macquarie Room is reserved for priority use by parliamentary committees, primarily as a hearing venue on non-sitting days. On sitting nights, it is also available for functions.

The Macquarie Room was so named to mark 2010 being two hundred years since the swearing in of Lachlan Macquarie as Governor of the colony of NSW and his role in the building of what is now Parliament House.

ROOMS OFF THE CHAMBER

In July 2010, with approximately \$150,000 made available as part of the REPB maintenance program, a team of specialist heritage architects began the task of restoring what we know today as the Legislative Assembly Library or Members' Room, located just off the Chamber. This room was originally the former Assistant Surgeon's Room in the Rum Hospital and later, after 1829, the Legislative Council Room — the first meeting place of the Parliament. With the construction of the Assembly Chamber in 1843, the Council Room has been variously used as a committee room, a library, a reading room, and also an office for Members. Up until 2009, the room was also used as a security screening room, before the installation of the guardhouse on Macquarie Street.

Upon completion, the room will again be available for the use of Members, and consideration is being given to its use during non-sitting periods for educational purposes.

VISITORS FOR 2010/11

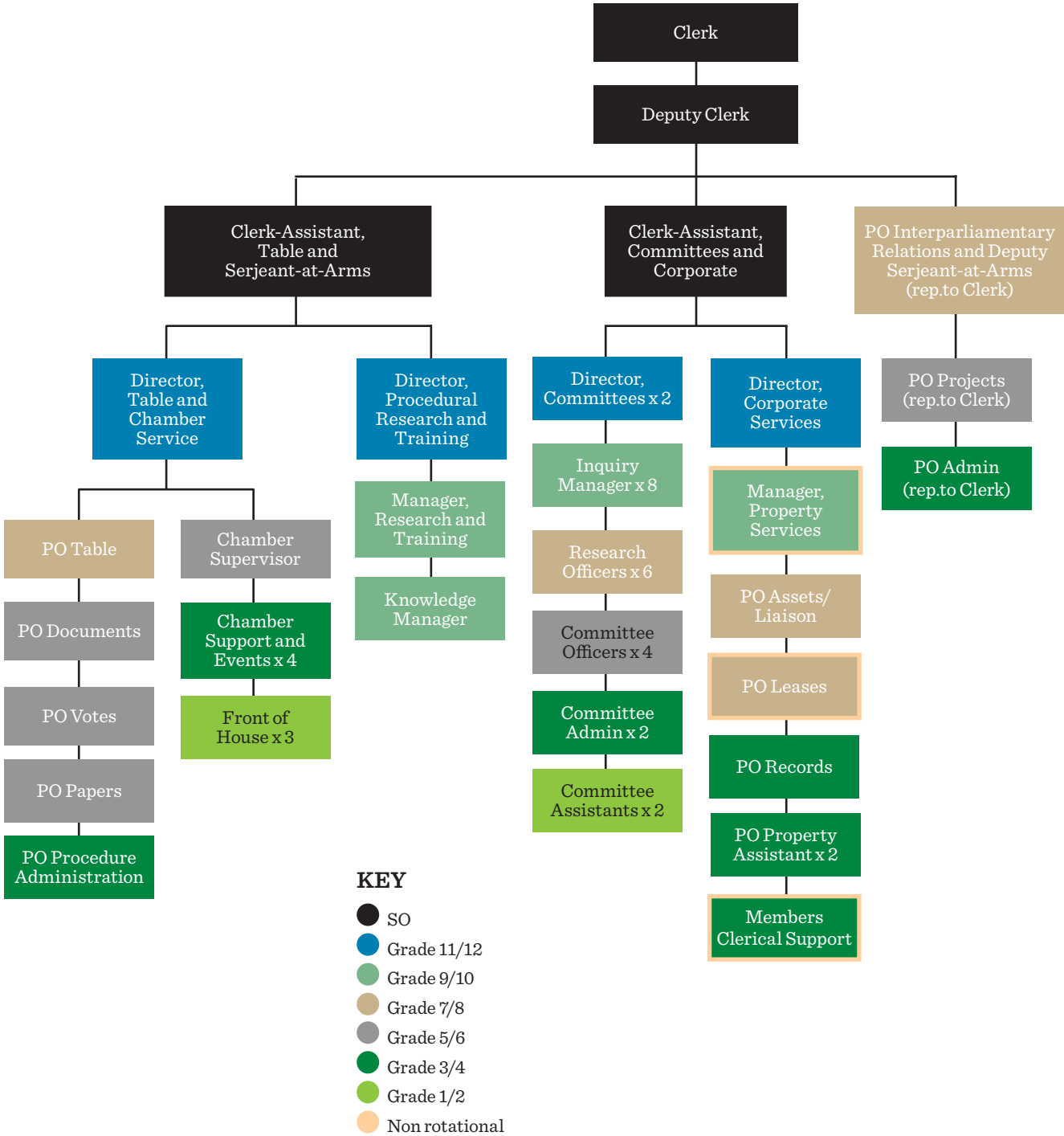
| TOUR STATISTICS | 2008/09 | | 2009/10 | | 2010/11 | |
|-----------------------------------|-----------------|---------------|-----------------|---------------|-----------------|---------------|
| | NO. OF VISITORS | NO. OF GROUPS | NO. OF VISITORS | NO. OF GROUPS | NO. OF VISITORS | NO. OF GROUPS |
| Primary schools (Years K-6) | 11,017 | 205 | 10,967 | 199 | 11,206 | 220 |
| Secondary schools (Years 7-12) | 3,603 | 106 | 3,474 | 104 | 3,208 | 102 |
| Special schools | 15 | 1 | 77 | 1 | 35 | 2 |
| Central schools | 70 | 2 | 55 | 2 | 20 | 1 |
| ESL/TAFE colleges | 1,023 | 53 | 1,140 | 56 | 535 | 28 |
| Universities | 426 | 21 | 578 | 26 | 532 | 21 |
| Business colleges | 398 | 11 | 137 | 5 | 64 | 3 |
| Probus clubs and seniors groups | 1,125 | 40 | 753 | 24 | 531 | 24 |
| Education and Community Relations | 4,319 | 85 | 3,360 | 56 | 2,801 | 51 |
| Guests of Members | 929 | 35 | 1,093 | 36 | 330 | 11 |
| Monthly lunchtime tours | 550 | 11 | 450 | 11 | 685 | 20 |
| Other | 888 | 28 | 413 | 19 | 329 | 16 |
| TOTAL | 24,363 | 598 | 22,497 | 539 | 20,276 | 499 |



Our Organisation



Our Structure



Senior Management Team



Russell D. Grove, BA, PSM

Clerk of the House
Clerk of the Legislative Assembly
Chief Executive Officer



Mark Swinson, BA, BLEGS, EMPA

Deputy Clerk
Office of the Clerk
Standing Orders and Procedure Committee
Clerk-at-the-Table



Leslie Gönye, MA

Clerk-Assistant, Table
Serjeant-at-Arms
Clerk-at-the-Table



Ronda Miller, BA, DIP LIB, BLEGS, MBT

Clerk Assistant, Committees and Corporate
Standing Committee on Parliamentary
Privilege and Ethics
Clerk-at-the-Table

LEGISLATIVE ASSEMBLY RESTRUCTURE

The Department of the Legislative Assembly embarked upon a fundamental restructure process in 2009, following the completion of an employee opinion survey, the imposition of budget constraints, and the establishment of the new Department of Parliamentary Services, which has been reported on in last year's Annual Report.

In responding to these drivers, in particular to the staff survey, the major focus of the restructure has been to create a flexible workforce that is capable of being deployed across the Department to meet operational needs and also to meet the professional development needs and aspirations of staff. Another key objective is to strengthen staff knowledge and give them experience in key areas of work.

A Staff Assignment System, as well as new policies on Training and Development, Work Performance and Development and Staff Induction have been developed and approved to support these initiatives.

A key feature of the restructure has been to offer appointments to staff as generic positions at grade across the Department, rather than appointment to a specific position, and subject to adoption of the Staff Assignment Policy. This policy allows the Clerk to make short term temporary assignments and rotations of staff and to assign staff into ongoing roles in any of the business units. The aim of the policy is to foster greater opportunities for career diversity and skill development and to provide great flexibility for staff deployment in times of need.

Overall, there are more positions than existing staff and the Department has commenced the process of recruiting additional staff. Offers of voluntary redundancy were made to some staff who expressed an interest and whose positions are no longer on the establishment.

Under the structure, new Directors positions are now managing the day-to-day operations of the new business units (except the Office of the Clerk, which continues to be managed by the Deputy Clerk). The new business units are the Office of the Clerk; Committees; Procedural Research and Training, Table and Chamber Services; and Corporate Services. There are two Directors in Committees where staff will not be appointed to particular committee secretariats but will be allocated to committee inquiries as they are announced. A risk assessment and management process will be conducted before each inquiry and staff allocated according to the nature and depth of the inquiry. Each inquiry will have a separate budget.

Procedural Research and Training is a new business unit created in part to consolidate the collation of procedural knowledge and to underpin one of the key drivers of the restructure.

The two Clerks-Assistant, Mr Leslie Gonye and Ms Ronda Miller, who have rotated positions, will respectively manage the Directors and strategically manage the business units.

To support the restructure and to provide the Department with ongoing expert assistance, a new position of Knowledge and Information Manager has been created and filled by Mrs Pauline Painter. The role of this position will be to ensure that the information that staff need in order for them to rotate around positions on the establishment is available and that systems are in place for all staff to share and transfer knowledge and to promote innovative practices.

PARLIAMENTARY GOVERNANCE

During the year, the Legislative Assembly actively pursued one of its goals for the whole of Parliament—setting formal governance arrangements. A paper on the subject was prepared for the Speaker, the Hon. Richard Torbay, and subsequently a framework document drafted by the House Departments was approved by the Presiding Officers on 27 January 2011. The comprehensive framework covers the responsibilities of the three Parliamentary departments; the production of Strategic Plans and initiatives and consequential Departmental operational plans; the decision-making processes (the establishment, formally, of the Executive Group [the Departmental Heads and the Presiding Officers], the Senior Management Group [the Departmental Heads], and the Management Advisory Group [the Deputy Clerks and senior DPS managers]) and their roles and functions; and the provision for transparency in communication of approvals and actions.

The document also sets out the values that the various management groups should commit to:

- Sharing information;
- Transparency in decision-making; and
- Open and frank communication.

REVISED PLANNING AND REPORTING FRAMEWORK AND REVISED STRATEGIC PLAN

As one of the strategic projects completed under the auspices of the Legislative Assembly Management Advisory Group (MAG), the Department's strategic planning documentation was revised.

The Planning and Reporting Framework 2009/11, which was in place to 30 June 2011, set out the background behind the review and re-issue of our planning documents; our revised Values and Behaviours; and our new planning and reporting framework. This framework showed how our strategic plan; action plans; monthly, quarterly and annual reporting processes related to the Parliament's Results and Services Plan.

The document then sets out how the identified strategic initiatives — Leadership, Governance and Financial Management, Collaboration and Learning, Communication, Key Business Systems, and Procedural Research and Training — relate to the Department's Goals, Services and Results.

Finally, the document sets out our Key Performance Indicators and the Strategic Management Cycle Calendar. In 2011/12, these documents will be revised and published separately.

Our Strategic Plan 2009/11 was revised during the year to include the initiatives set out in the "Action Plan for Building a Better Legislative Assembly". The Plan incorporated all the projects initiated in the Management Advisory Group, and also the projects allocated to the Senior Management Group. All this information was entered into the online management reporting system to facilitate ready updating. The major projects were also reported on in the Monthly Corporate Update, which is published to all Departmental staff by the Office of the Clerk and made available to the Speaker.

CUSTODY ASSET MANAGEMENT POLICIES AND PROCEDURES

During the reporting period, a custody asset management policy and procedures were completed for the whole of the Parliament, with significant input provided by the Legislative Assembly. As part of this process, approval was gained for low value assets held by Members (particularly communication assets such as mobile phones) to be the subject of negotiated sale to Members in the lead up to the General Election.

RECORDS MANAGEMENT – THE LA'S INVOLVEMENT

The Legislative Assembly rolled out the new TRIM records management system throughout its Parliament House workplaces. Staff received training and computers were upgraded to facilitate electronic records management.

PARLIAMENT HOUSE SUSTAINABILITY ADVANTAGE PROGRAM

In July/August the latest version of the Parliament House Sustainability Program was approved by the Presiding Officers. The document was prepared by consultants employed by the Department of Parliamentary Services, and there was considerable input from the Legislative Assembly, particularly as the program includes milestones and activities related to electorate offices.

INTERNET FILTERING AT PARLIAMENT HOUSE

In early September 2010, there was considerable media coverage in NSW of a leaked internal report into internet usage at Parliament House which indicated that certain users had been accessing gaming and adult content. The coverage led to the resignation of a Minister.

Subsequently, the Parliament engaged Ernst & Young to review Parliament's internet filtering system and to examine the veracity of the data that had been produced in the internal report concerning internet usage.

On 2 December 2010, the President and the Speaker tabled the report of Ernst & Young and advised that the report found a number of potential limitations associated with the internet filtering application being used by the Parliament. Some of the websites analysed appeared to have been incorrectly classified by the software application as they did not contain adult content. However, legal advice was being sought in relation to nine websites identified as containing sexually explicit images of young people. The President and the Speaker further advised that findings in relation to the software application in use for internet filtering would be addressed as a matter of priority.

On 16 December 2010, following receipt of legal advice, the Presiding Officers issued a media statement regarding the nine websites which stated that there was no legal obligation to refer the information in the report to the NSW Police.

Parliamentary staff and Members' staff continue to be subject to internet filtering whilst Members are able to 'opt in' upon request.

DRAFT PARLIAMENTARY PRIVILEGE BILL

On 2 December 2010, Speaker Torbay, speaking from the Chair, tabled an Exposure Draft Parliamentary Privilege Bill for the information of Members.

While NSW has a *Parliamentary Precincts Act*, and there are other protections and statutory powers in the *Defamation Act*, the *Parliamentary Evidence Act* and *Parliamentary Papers Act*, there is nothing equivalent to the Commonwealth *Parliamentary Privileges Act*, which enacts precise legal language to codify freedom of speech.

The Exposure Draft Bill tabled by Speaker Torbay, while adopting many similar provisions to the Commonwealth Act, was not identical. The bill was drafted to acknowledge the NSW environment, and the need for powers to augment those established by the NSW Constitution, and the standing orders of each House.

In particular, the Exposure Draft attempts to address two matters that have arisen in recent times, which impede a Member from freely exercising their role and function as a Member. In each case, the test is still one of necessity, of what is required in contemporary times for the Parliament to be able to properly fulfill its role.

One matter addressed by the bill is the problem of ‘effective repetition’ of an allegedly defamatory statement outside of Parliament, which has redrawn the boundary between privileged and unprotected speech to the detriment of Parliament.

A second issue is the need to protect certain confidential communications contained in the records and correspondence of Members from disclosure in response to pre-trial discovery or subpoena.

Not only Members, but also citizens, should know where they stand in relation to privilege, freedom of political communication, and the right balance between the roles of the Parliament, and the role of the courts.

The Draft Exposure Bill is not intended to cover the minutiae of procedures and administrative activities required to give purpose to the provisions.

There is a regulation making power within the bill, and acknowledging the different practices and standing orders of the two distinct Houses in NSW, the bill’s provisions are intended to sit within a framework of standing orders, procedural resolutions and guidelines issued by the Presiding Officers.

By tabling the Exposure Draft at the end of the 54th Parliament, Speaker Torbay hoped that the bill could be circulated and discussed, so that during the life of the next Parliament it can be taken up by a Joint Committee.

This would provide an opportunity for both the public and Members to fully review what powers, and sanctions, are necessary and warranted to enable Parliament to properly fulfil its function in our society.

DRAFT MEMBERS’ STAFF BILL

On Thursday 2 December 2010, Speaker Torbay tabled the Exposure Draft *Parliamentary Member’s Staff Bill*. Upon tabling the bill, the Speaker said that the Bill will enable Members of Parliament to make the decision to employ and dismiss their own staff. The bill covers both Legislative Council and Legislative Assembly Members and, in Schedule 1, parliamentary office holders who also employ staff to assist them in those roles.

By way of background, Speaker Torbay said that the current instrument of delegation to the Speaker and the President to employ staff of the Parliament is an order in Council issued in 1956. Members of Parliament did not have staff allocated to them in 1956 and the delegation did not envisage the employment of Members’ staff. This, the Speaker said, led him to the conclusion that under the present arrangements there is a misalignment of the decision to employ or dismiss made by individual Members and the power or authority to employ and dismiss of the Presiding Officer.

The bill provides for Members' staff to be Crown employees, for electorate officers to continue to have their conditions of employment determined by an industrial instrument and for the Presiding Officers to be their employer for other industrial purposes, including making determinations on matters not included in the award or contract of employment.

The Speaker said that he looked forward to extensive consultation on the bill with all parties over the Parliamentary recess.

SEARCH WARRANT PROTOCOL WITH COMMISSIONER OF POLICE

In November 2010, the President, Speaker and Commissioner of Police entered into a *Memorandum of Understanding on the Execution of Search Warrants on the Premises of Members of the New South Wales Parliament*.

The finalisation of this protocol follows the adoption in December 2009 of a *Memorandum of Understanding on the Execution of Search Warrants in the Parliament House Office of Members of the New South Wales Parliament* between the Speaker, the President and the Commissioner of the Independent Commission Against Corruption (ICAC).

Together, these two protocols establish formal arrangements for the execution of search warrants by the two agencies most likely to seek to execute a search warrant on the premises of Members of the NSW Parliament. Their finalisation is the culmination of a series of inquiries and events dating back to 2003, when the ICAC executed a search warrant on the offices of the Hon. Peter Breen MLC. At the time, there were no protocols for regulating the execution of such search warrants.

The protocol with the Commissioner of Police was developed by the Legislative Council Privileges Committee based on the 2009 Memorandum with the ICAC and the 2005 Memorandum between the Commonwealth Government and the Presiding Officers of the Commonwealth Parliament concerning the execution of search warrants on premises occupied by Senators and Members. It differed from the 2009 ICAC Memorandum in that it covered all premises occupied by Members, including the Parliament House office of a Member, and also the ministerial officer of a Member (if applicable), the electorate office of a Member and the residence of a Member.

The Committee did not recommend a similar memorandum with the heads of any other agencies at this time, an approach endorsed by the Privileges and Ethics Committee.

The Legislative Council formally resolved to request the Presiding Officers to enter into the memorandum of understanding with the Commissioner of Police on 19 October 2010 and the Legislative Assembly considered and agreed with the Council's message on 12 November 2010. The memorandum was formally signed and came into effect on 29 November 2010.

PARLIAMENTARY SERVICE AWARD RECIPIENTS

During the reporting period the following Legislative Assembly staff received Parliamentary Service Awards for their years of service to the Parliament:

40 Years service

Terry Parker



35 Years service

Pamela De-Boer



30 Years service

Margherita Lorenzato



25 Years service

Leeca Higgins



20 Years service

Melissa Langford
Jennifer Coombes
Helen Minnican
Joseph Bardetta
Roslyn Rigby



15 Years service

Anne McFarlane
Stella Patane
Stephanie Richards
Deborah Newton
Ann Bokkerink
Leah Salmon



10 Years service

Kim Withers
Mohini Mehta
Danny Heldal
David White
Rosemary Mort
Sandra Caldwell
Kieran Macri

NEWSLETTERS (INTERJECTIONS AND LA WEEKLY)

In response to comments received in an employee opinion survey that was carried out in 2009, the Department of the Legislative Assembly made a commitment to improving communication with staff. A key means by which the Department is able to report on its activities to Members, staff and electorate officers is through the regular production of its newsletters. During the reporting period the Department produced, or contributed to the production of two newsletters, *LA Weekly* and *Interjections*.

LA Weekly

In the previous reporting period the Legislative Assembly established a weekly newsletter entitled *LA Weekly* containing items of interest specific to staff of the Legislative Assembly and electorate officers. The newsletter is a vehicle for the regular and ongoing dissemination of information from across the Department's business units, and items include staff news, procedural and corporate information and details of events taking place in the Parliament during the week. 43 editions of the newsletter were published during the reporting period.



Interjections

Following a final edition in August 2010, the Department of the Legislative Assembly discontinued production of its monthly staff newsletter *Assembly Lines*. The first edition of *Assembly Lines* was published in October 1991 and since that time 212 editions of the newsletter were published.

In October 2010 the three Parliamentary Departments agreed to establish a new monthly Parliament-wide newsletter entitled *Interjections*. The production of the newsletter is co-ordinated by the Department of Parliamentary Services' Marketing and Communications Officer and receives significant and ongoing input from the Legislative Assembly. The scope of the newsletter is intended to be broad enough to include items of interest to staff across the three departments and to electorate officers. 10 editions of the newsletter were published during the reporting period.



AUDIT AND RISK COMMENTARY

The Clerk of the Legislative Assembly, the Clerk of the Legislative Council and the Executive Manager, Department of Parliamentary Services, with approval from the Presiding Officers have reviewed and reconstituted the Audit and Risk Committee ('the Committee') to ensure compliance with Treasury Circular NSW TC 09/08. A revised charter for the Committee was approved by the Presiding Officers in May 2011.

The objective of the new Committee is to provide independent assistance to the Clerks and the Executive Manager by overseeing and monitoring The Legislature's governance, risk and control frameworks and its external accountability requirements.

The membership of the Committee was changed from March 2011 and now comprises three members:

- Mr Jim Mitchell, independent chairperson
- Ms Christine Feldmanis, independent member and
- Ms Gerry Brus, independent member.

The newly constituted Committee met for the first time in May 2011 to consider general business.

The previous membership of the Audit and Risk Committee comprised:

- Mr Jim Mitchell, independent chairperson
- The Clerk of the Legislative Assembly
- The Clerk of the Legislative Council and
- The Executive Manager, Department of Parliamentary Services.

The former Committee met four times during the financial year for general business and once for an extraordinary meeting to consider draft financial statements for the year ending 30 June 2010.

The Clerks and the Executive Manager will continue to attend meetings of the Committee as invitees. The Director Finance will also act as Chief Audit Executive in support of the Committee.

Internal Audit

The Parliament's internal audit services are currently provided by Deloitte.

A risk assessment was undertaken in 2009. The Report identified sixteen risks and risk management strategies for their mitigation and informed the internal audit plan for the remainder of the 54th Parliament and the first quarter of the 55th Parliament.

During the reporting year the following projects were performed and reported to the Audit and Risk Committee:

- Asset management;
- Financial controls;
- Members' entitlements;
- Members' entitlements – themed audit (Sydney Allowance);
- Members Fraud and Corruption Risk Assessment; and
- Employee Fraud and Corruption Risk Assessment.

Audit findings were generally satisfactory. Recommendations to improve internal controls performance and processes, and management's responses to them are monitored by the Committee.

The Members' Entitlements Audit Plan commenced in 2009/10 and will continue in 2011/12 covering both the 54th and 55th Parliament Members. The spread of Members forming both the 54th and 55th Parliaments will be recognised during the audit and a sample selected to provide coverage.

Proportional representation is also provided for each Party group within the Parliament.

The business risk assessment process is currently underway for the financial year 2011/12. The risks identified during this process will inform the internal audit plan for the year.

The areas which will be covered in the coming reporting year are:

- Financial;
- Operational;
- Information Systems; and
- Governance and Planning.

During the year the Committee also considered progress against Business Continuity Management requirements which is likely to be addressed in 2011/2012.

External Audit

During the reporting period, the NSW Audit Office was engaged by the Parliament to provide external audit services. These services included:

- Audit of the Parliament's financial statements to provide reasonable assurance that the financial statements are free from material misstatement; and
- A review of Members use of additional entitlements in accordance with the "Determination of Additional Entitlements for Members of the Parliament of New South Wales by the Parliamentary Remuneration Tribunal", issued on 21 June 2010.

Insurance

Insurance cover for the Parliament is provided through the NSW Government Self Insurance Scheme, NSW Treasury Managed Fund. Coverage is provided for:

- Workers compensation
- Liability
- Motor vehicle
- Property
- Miscellaneous, including Members personal accident and travel cover.

Financial Commentary

THE PARLIAMENT

The budgeted net cost of services of the Parliament for 2010/11 was \$124.295 million. This budget was later revised with an approved additional funding allocation of \$5.033 million. The actual net cost of services of the Parliament for 2010/11 was \$126.348 million. This variation between budgeted and actual net cost of services arose from the payment of separation payments and related entitlements to members' staff as a consequence of the March 2011 election, the purchase of notebook computers for Members of Parliament and additional costs incurred with the establishment of the Parliamentary Budget Office. These costs were offset by favourable variations arising from higher than budgeted revenues and the receipt of an AusAID grant.

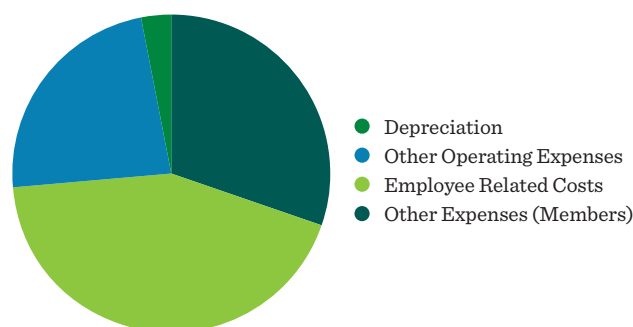
The end of year result for Parliament was a surplus of \$6.229 million.

DEPARTMENT OF THE LEGISLATIVE ASSEMBLY

The net cost of services of the Legislative Assembly (including members' programs) was \$77.193 million and represents 61.1% of the total net cost of services for the 2010/11 financial year. This reflects an unfavourable variance against budget of approximately 2.65%. The net cost of services of the Department was higher than the previous year increasing by 7.1%.

The net cost of services for the Department excluding expenditure on the Legislative Assembly's members program was 10.1% of the total net cost of services for the Parliament and 16.5% of the Department's total net cost of services.

LEGISLATIVE ASSEMBLY EXPENSES



OUTLOOK

The Parliament's net cost of services budget for 2011/12 is \$131.536 million. This includes additional funding for separation payments to be made to Members' staff arising from the March 2011 election but paid in the 2011/12 financial year, funding as a "protected item" for the Parliamentary Budget Office as well as supplementation to provide funds for CPI and pay increases estimated at 2.5%.

The capital allocation for 2011/12 is \$8.6 million and includes an allocation of \$3.678 million to complete security and safety at Parliament House, additional funds for the fit-out of Electorate Offices as well as other information technology development and asset replacements.



Appendices



Appendix A

Members of the Legislative Assembly



Mr Gregory John Aplin, BA
(Hons), MP
ALBURY



The Hon. Barbara Mazzel
Perry, BA, LLB, MP
AUBURN



The Hon. Donald Loftus
Page, BEc, MEc, CPA,
DipRurAcctg, MP
BALLINA



Mr Jamie Thomas Parker,
MP
BALMAIN



Ms Tania Mihailuk, MP
BANKSTOWN



The Hon. Kevin John
Humphries, MP
BARWON



Mr Paul Lawrence Toole,
DipTeach, MP
BATHURST



Mr David Andrew Elliott,
BA, GradCertPubPol, MA,
MP
BAULKHAM HILLS



The Hon. Andrew James
Constance, MP
BEGA



Mr John Cameron
Robertson, MP
Leader of the Opposition
BLACKTOWN



Mrs Roza Eva Maria Sage,
BDSec, MP
BLUE MOUNTAINS



The Hon. Katrina Ann
Hodgkinson, MP
BURRINJUCK



Mr Nickola (Nick)
Lalich, MP
CABRAMATTA



Mr Christopher (Chris)
Stewart Patterson, MP
CAMDEN



Mr Bryan Michael Doyle,
MBA, GCMGT, LLB, MP
CAMPBELLTOWN



The Hon. Linda Jean Bur-
ney, HonDEd,
DipEd, MP
CANTERBURY



Mr Dominic Francis
Perrottet, MP
CASTLE HILL



Mr Clayton Gordon Barr,
BEd, MP
CESSNOCK



Mr Andrew Stuart
Cornwell, MP
CHARLESTOWN



Mr Stephen (Steve) Rhett
Cansdell, MP
CLARENCE



Mr Andrew Raymond
Gordon Fraser, MP
Assistant Speaker
COFFS HARBOUR



Mr Bruce Neville
Notley-Smith, MP
COOGEE



Mr Mark Raymond
Speakman, SC, MP
CRONULLA



Mr Jonathan Richard
O'Dea, BA, LL.M,
MBA, MP
DAVIDSON



Mr Anthony John
Sidoti, MP
DRUMMOYNE



Mr Troy Wayne
Grant, MP
DUBBO



Mr Glenn Edward
Brookes, MP
EAST HILLS



The Hon. Gregory (Greg)
Eugene Smith, SC, MP
EPPING



Mr Gaetano (Guy) Zangari,
BEd, MP
FAIRFIELD



Mr Christopher (Chris)
David Holstein, MP
GOSFORD



The Hon. Prudence (Pru)
Jane Goward, MP
GOULBURN



Mr Antoine (Tony) Issa
OAM, MP
GRANVILLE



Mr Raymond (Ray) Craig
Williams, MP
HAWKESBURY



Mr Lee Justin Evans, MP
HEATHCOTE



The Hon. Kristina
Kerscher Keneally, MP
HEFFRON



Mr Matthew (Matt)
John Kean, BBus,
GradDip CA, MP
HORNSBY




Mr Ryan John Park, BEd
(Hons), MEd, MP
KEIRA



Mr Gareth James
Ward, MP
KIAMA



Ms Cherie Ann
Burton, MP
KOGARAH



The Hon. Barry Robert
O'Farrell, MP
Premier
KU-RING-GAI



Mr Gregory (Greg)
Michael Piper, MP
LAKE MACQUARIE



Mr Robert Anthony
Furolo, MP
LAKEMBA



The Hon. Anthony John
Roberts, MP
LANE COVE



The Hon. Thomas George,
MP
Deputy Speaker
LISMORE



The Hon Paul Gerard
Lynch, MP
LIVERPOOL



Mr Bart Edward
Bassett, MP
LONDONDERRY



Dr Andrew Dominic
McDonald, MBBS (Hons),
FRACP, FRCP (Glasg),
FRCPC, MP
MACQUARIE FIELDS



The Hon. Robyn Mary
Parker, MP
MAITLAND



The Hon. Michael (Mike)
Bruce Baird, MP
MANLY



Mr Michael John Daley,
DipLaw, MP
MAROUBRA



The Hon. Carmel Mary
Tebbutt, MP
MARRICKVILLE



Ms Melanie Rhonda
Gibbons, MP
MENAI



The Hon. Graham
Annesley, MP
MIRANDA



Mr Giovanni (John)
Domenic Barilaro, MP
MONARO



The Hon. Richard
Sanderson Amery, MP
MOUNT DRUITT



Mrs Tanya Davies,
BAppSc (Phy), MP
MULGOA



Mr John Douglas
Williams, MP
MURRAY-DARLING




The Hon. Adrian Piccoli,
BEc, LLB, MP
MURRUMBIDGEE



Mr Stephen Bruce
Bromhead,
LLM (NSW), MP
MYALL LAKES



Mr Timothy (Tim)
Francis Owen,
AM, MSS, MP
NEWCASTLE



The Hon. Jillian Gell
Skinner, MP
NORTH SHORE




The Hon. George Richard
Torbay, MP
**NORTHERN
TABLELANDS**



Mr Mark Joseph
Coure, MP
OATLEY



Mr Andrew Robert Gee, MP
ORANGE



The Hon. Andrew John
Stoner, BBus, MBA, MP
Deputy Premier
OXLEY



Dr Geoffrey (Geoff) Lee,
BAppSc (Hort), MBA,
DBA, MP
PARRAMATTA



Mr Stuart Laurence
Ayres, MP
PENRITH



Mr Robert (Rob) Gordon
Stokes, MP
PITTWATER



Mrs Leslie Gladys
Williams, BNurs,
DipTeach, MP
PORT MACQUARIE



Mr Craig Asbjorn
Baumann, MP
PORT STEPHENS



Mr Kevin Francis
Conolly, BA, DipEd,
GradDipRS,
GradDipEd, MP
RIVERSTONE



Mr John Frederick
Flowers, MP
ROCKDALE



The Hon. Victor Michael
Dominello, MP
RYDE



Ms Anna Watson, MP
SHELLHARBOUR



Mr Andrew Baijan
Rohan, BSc (Geology), MSc
(Petroleum
Geology), MP
SMITHFIELD



The Hon. Shelley Elizabeth
Hancock, BA, DipEd, MP
Speaker
SOUTH COAST



Mr Charles Casuscelli,
RFD, MP
STRATHFIELD



Mr Garry Keith
Edwards, MP
SWANSEA



Ms Clover Moore, MP
SYDNEY



Mr Kevin John
Anderson, MP
TAMWORTH



The Hon. Christopher
(Chris) Peter Hartcher,
BA, LLB, MP
TERRIGAL



Mr Christopher (Chris)
Edward Spence, MP
THE ENTRANCE



The Hon. Nathan
Rees, MP
TOONGABBIE



Mr Geoffrey (Geoff)
Keith Provost, CCM, FAIM,
AICD, JP, MP
TWEED



The Hon. George Souris,
BEc, DipFMgt, FAIM,
FCPA, MP
UPPER HUNTER




Ms Gabrielle Cecelia
Upton, MBA, BA,
LLB, MP
VAUCLUSE




Mr Daryl William
Maguire, MP
WAGGA WAGGA



The Hon. Bradley (Brad)
Ronald Hazzard, BA, DipEd,
LLB (NSW), LLM (Syd), MP
WAKEHURST



Ms Sonia Kathleen Hornery,
JP, BA (Hist) (Hons), MP
WALLSEND



The Hon. Gladys
Berejiklian, BA, DIntS,
MCom, MP
WILLOUGHBY



Mr Jai Travers
Rowell, MP
WOLLONDILLY



Ms Noreen Hay, MP
WOLLONGONG



Mr Darren James
Webber, MP
WYONG

Appendix B

Electorate office contact details As at 30 June 2011

| ELECTORATE | MEMBER | ADDRESS | SUBURB | POST CODE | PHONE | FAX |
|----------------|--------------------|---|----------------|-----------|-----------|-----------|
| Albury | Greg Aplin | 612 Dean Street | Albury | 2640 | 6021 3042 | 6021 8884 |
| Auburn | Barbara Perry | 54-58 Amy Street | Regents Park | 2143 | 9644 6972 | 9644 8290 |
| Ballina | Donald Page | Shop 1, 7 Moon Street | Ballina | 2478 | 6686 7522 | 6686 7470 |
| Balmain | Jamie Parker | 112A Glebe Point Road | Glebe | 2037 | 9660 7586 | 9660 6112 |
| Bankstown | Tania Mihailuk | Suite 1, Level 3, 402-410 Chapel Road | Bankstown | 2200 | 9708 3838 | 9708 3960 |
| Barwon | Kevin Humphries | 11 Barton Street | Cobar | 2835 | 6836 3722 | 6836 3811 |
| Barwon | Kevin Humphries | Suites 2-6, 161 Balo Street | Moree | 2400 | 6752 5002 | 6752 6102 |
| Bathurst | Paul Toole | State Office Block, 140 William Street | Bathurst | 2795 | 6331 1555 | 6331 1566 |
| Baulkham Hills | David Elliot | Suite 1, 25-33 Old Northern Road | Baulkham Hills | 2153 | 9686 3110 | 9686 3212 |
| Bega | Andrew Constance | 122 Carp Street | Bega | 2550 | 6492 2056 | 6492 3578 |
| Blacktown | John Robertson | 107-109 Main Street | Blacktown | 2148 | 9671 5222 | 9671 5266 |
| Blue Mountains | Roza Sage | 132 Macquarie Road | Springwood | 2777 | 4751 3298 | 4751 1245 |
| Burrinjuck | Katrina Hodgkinson | 133 Comur Street | Yass | 2582 | 6226 3311 | 6226 3345 |
| Cabramatta | Nick Lalich | Suite 10, Level 1, 5 Arthur Street | Cabramatta | 2166 | 9724 3381 | 9724 6056 |
| Camden | Chris Patterson | 66 John Street | Camden | 2570 | 4655 3333 | 4655 3325 |
| Campbelltown | Bryan Doyle | Suite 2A, 263 Queen Street | Campbelltown | 2560 | 4625 3344 | 4626 3640 |
| Canterbury | Linda Burney | Suites 201 & 202, Level 2, 308-312 Beamish Street | Campsie | 2194 | 9718 1234 | 9789 1999 |
| Castle Hill | Dominic Perrottet | Suite 11, 2-4 Old Castle Hill Road | Castle Hill | 2154 | 9634 7474 | 9899 3340 |
| Cessnock | Clayton Barr | 118 Vincent Street | Cessnock | 2325 | 4991 1466 | 4991 1103 |
| Charlestown | Andrew Cornwall | Suite 4, Level 2, The Forum Complex, 240-244 Pacific Highway | Charlestown | 2290 | 4942 1242 | 4942 1060 |
| Clarence | Steve Cansdell | 11 Prince Street | Grafton | 2460 | 6643 1244 | 6642 7574 |

| ELECTORATE | MEMBER | ADDRESS | SUBURB | POST CODE | PHONE | FAX |
|---------------|--------------------|--|----------------|-----------|-----------|-----------|
| Coffs Harbour | Andrew Fraser | 1/9 Park Avenue | Coffs Harbour | 2450 | 6652 6500 | 6652 7934 |
| Coogee | Bruce Notley-Smith | 80 Bronte Road | Bondi Junction | 2022 | 9389 6669 | 9387 8845 |
| Cronulla | Mark Speakman | Shops 3 & 3A, 347-357 Port Hacking Road South | Caringbah | 2229 | 8526 8377 | 9526 8928 |
| Davidson | Jonathon O'Dea | Suite 8A, 12 Tryon Road | Lindfield | 2070 | 9880 7400 | 9880 7488 |
| Drummoyne | John Sidoti | 128 Great North Road | Five Dock | 2046 | 9713 2999 | 9713 2911 |
| Dubbo | Troy Grant | Shop 4, 116-118 Macquarie Street | Dubbo | 2830 | 6882 3577 | 6882 3689 |
| East Hills | Glenn Brookes | 20 Revesby Place | Revesby | 2212 | 9772 2774 | 9792 1718 |
| Epping | Greg Smith | Suite 303, Level 3, 51 Rawson Street | Epping | 2121 | 9877 0266 | 9877 0405 |
| Fairfield | Guy Zangari | Suite 6, Neeta City Shopping Centre, Smart Street | Fairfield | 2165 | 9726 9323 | 9726 9783 |
| Gosford | Chris Holstein | 20 Blackwall Road | Woy Woy | 2256 | 4342 4122 | 4341 2368 |
| Goulburn | Pru Goward | 288 Bong Bong Street | Bowral | 2576 | 4861 3623 | 4861 3546 |
| Granville | Tony Issa | 160 Merrylands Road | Merrylands | 2160 | 9637 1656 | 9897 1434 |
| Hawkesbury | Ray Williams | Suite 202, Rouse Hill Town Centre, 10-14 Market Lane | Rouse Hill | 2155 | 8882 9555 | 8882 9411 |
| Heathcote | Lee Evans | Shops 1 & 2, 12-23 Station Street | Engadine | 2233 | 9548 0144 | 9548 5639 |
| Heffron | Kristina Keneally | Shop 117, 747 Botany Road | Rosebery | 2018 | 9699 8166 | 9699 8222 |
| Hornsby | Matt Kean | Suite 5, The Madison, 25-29 Hunter Street | Hornsby | 2077 | 9476 3411 | 9476 2965 |
| Keira | Ryan Park | Shops 2 & 3, 247 Princes Highway | Corrimal | 2518 | 4285 1588 | 4285 1858 |
| Kiama | Gareth Ward | Terralong House, 125 Terralong Street | Kiama | 2533 | 4232 1082 | 4232 3577 |
| Kogarah | Cherie Burton | Suite 1, Ground Floor, 22-24 Regent Street | Kogarah | 2217 | 9587 9684 | 9588 7138 |

| ELECTORATE | MEMBER | ADDRESS | SUBURB | POST CODE | PHONE | FAX |
|------------------|-----------------|---|-----------------|-----------|--------------|--------------|
| Ku-ring-gai | Barry O'Farrell | 27 Redleaf Avenue | Wahroonga | 2076 | 9487 8588 | 9487 8550 |
| Lake Macquarie | Greg Piper | 92 Victory Parade | Toronto | 2283 | 4959 3200 | 4950 4076 |
| Lakemba | Robert Furolo | Shop F081, Roselands Shopping Centre, Roselands Drive | Roselands | 2196 | 9759 5000 | 9759 1945 |
| Lane Cove | Anthony Roberts | Level 3, Suite 302, 230 Victoria Road | Gladesville | 2111 | 9817 4757 | 9817 5885 |
| Lismore | Thomas George | 55 Carrington Street | Lismore | 2480 | 6621 3624 | 6622 1403 |
| Liverpool | Paul Lynch | 100 Moore Street | Liverpool | 2170 | 9602 0040 | 9821 1807 |
| Londonderry | Bart Bassett | Shop 12, 82 Victoria Street | Werrington | 2747 | 9833 1122 | 9623 1185 |
| Macquarie Fields | Andrew McDonald | Shop 18, Carnes Hill Marketplace, Corner Cowpasture & Kurrajong Roads | Horningsea Park | 2171 | 9608 8991 | 9608 0606 |
| Maitland | Robyn Parker | 34 Church Street | Maitland | 2320 | 4933 1617 | 4933 4782 |
| Manly | Mike Baird | Shop 2, 2 Wentworth Street | Manly | 2095 | 9976 2773 | 9976 2993 |
| Maroubra | Michael Daley | Level 5, 806 Anzac Parade | Maroubra | 2035 | 9349 6440 | 9349 4594 |
| Marrickville | Carmel Tebbutt | 244 Illawarra Road | Marrickville | 2204 | 9558 9000 | 9558 3653 |
| Menai | Melanie Gibbons | 60 Walder Road | Hammondville | 2170 | 9825 3653 | 9825 4861 |
| Miranda | Graham Annesley | 577 Kingsway | Miranda | 2228 | 9525 6378 | 9540 2517 |
| Monaro | John Barilaro | 110-112 Monaro Street | Queanbeyan | 2620 | 6299 4899 | 6297 9998 |
| Mount Druitt | Richard Amery | Suite 208, Westfield Shoppingtown, Carlisle Avenue | Mount Druitt | 2770 | 9625 6770 | 9625 9965 |
| Mulgoa | Tanya Davies | Shop 1, 159 Queen Street | St Marys | 2760 | 9833 2913 | 9833 4063 |
| Murray-Darling | John Williams | 1/142 Argent Street | Broken Hill | 2880 | 08 8087 3315 | 08 8087 1796 |
| Murray-Darling | John Williams | 228 Cressy Street | Deniliquin | 2710 | 03 5881 7034 | 03 5881 7839 |
| Murrumbidgee | Adrian Piccoli | NSW Government Offices, 104-110 Banna Avenue | Griffith | 2680 | 6962 6644 | 6962 7725 |

| ELECTORATE | MEMBER | ADDRESS | SUBURB | POST CODE | PHONE | FAX |
|------------------------|------------------|--|---------------------|-----------|-----------|-----------|
| Myall Lakes | Stephen Bromhead | Room F6, Bridgepoint Building, Lot 1-5 Manning Street | Tuncurry | 2428 | 6555 4099 | 6555 4780 |
| Newcastle | Tim Owen | Ground Floor, 414 Hunter Street | Newcastle | 2300 | 4926 1126 | 4926 2134 |
| North Shore | Jillian Skinner | Suite 3, 40 Yeo Street | Neutral Bay | 2089 | 9909 2594 | 9909 2654 |
| Northern Tablelands | Richard Torbay | Suite 1, Ground Floor, 175 Rusden Street | Armidale | 2350 | 6772 5552 | 6772 5026 |
| Oatley | Mark Coure | 8 Ormonde Parade | Hurstville | 2220 | 9580 9349 | 9580 9103 |
| Orange | Andrew Gee | 123 Byng Street | Orange | 2800 | 6362 5199 | 6361 3922 |
| Oxley | Andrew Stoner | 37 Elbow Street | West Kempsey | 2440 | 6562 6190 | 6563 1355 |
| Parramatta | Geoff Lee | 90 George Street | Parramatta | 2150 | 9891 4722 | 9891 5618 |
| Penrith | Stuart Ayres | Shop 11, Station Street | Penrith | 2750 | 4722 8660 | 4731 4782 |
| Pittwater | Rob Stokes | 1725 Pittwater Road | Mona Vale | 2103 | 9999 3599 | 9999 0922 |
| Port Macquarie | Leslie Williams | Suite 6, 27 Grant Street | Port Macquarie | 2444 | 6584 0977 | 6584 0978 |
| Port Stephens | Craig Baumann | 1/82 Port Stephens Street | Raymond Terrace | 2324 | 4987 4455 | 4987 4466 |
| Riverstone | Kevin Conolly | Shop 20, Stanhope Village, 2 Sentry Drive | Stanhope Gardens | 2768 | 8883 3499 | 8883 3355 |
| Rockdale | John Flowers | 478 Princes Highway | Rockdale | 2216 | 9597 1414 | 9567 0508 |
| Ryde | Victor Dominello | Suite 202, Ground Floor, 5-9 Devlin Street | Ryde | 2112 | 9808 3288 | 9877 6222 |
| Shellharbour | Anna Watson | Shop 3, 10 College Avenue, Shellharbour City Centre | Shellharbour | 2529 | 4297 3111 | 4297 3144 |
| Smithfield | Andrew Rohan | 2/679 The Horsley Drive | Smithfield | 2164 | 9756 4766 | 9756 1544 |
| South Coast | Shelley Hancock | Ground Floor, 38 Berry Street | Nowra | 2541 | 4421 0222 | 4422 1180 |

| ELECTORATE | MEMBER | ADDRESS | SUBURB | POST CODE | PHONE | FAX |
|--------------|--------------------|---|----------------------|-----------|-----------|-----------|
| Strathfield | Charles Casuscelli | Shop 1, 54 Burwood Road | Burwood | 2134 | 9747 1711 | 9747 6054 |
| Swansea | Garry Edwards | Shop 1, 204-206 Pacific Highway | Swansea | 2281 | 4972 1133 | 4972 1494 |
| Sydney | Clover Moore | 58 Oxford Street | Paddington | 2021 | 9360 3053 | 9331 6963 |
| Tamworth | Kevin Anderson | Ground Floor, 13 Fitzroy Street | Tamworth | 2340 | 6766 1422 | 6766 6765 |
| Terrigal | Chris Hartcher | Shop 3, Fountain Plaza, 148-158 The Entrance Road | Erina | 2250 | 4365 1906 | 4365 4768 |
| The Entrance | Chris Spence | 24 The Entrance Road | The Entrance | 2261 | 4334 1012 | 4334 3840 |
| Toongabbie | Nathan Rees | 166 Best Road | Seven Hills | 2147 | 9831 8022 | 9831 8044 |
| Tweed | Geoff Provest | 103 Minjungbal Drive | Tweed Heads South | 2486 | 5523 4816 | 5523 4817 |
| Upper Hunter | George Souris | 20 Bridge Street | Muswellbrook | 2333 | 6543 1065 | 6543 1416 |
| Vaucluse | Gabrielle Upton | Suite 102, 332-342 Oxford Street | Bondi Junction | 2022 | 9369 3017 | 9389 8050 |
| Wagga Wagga | Daryl Maguire | 76 Morgan Street | Wagga Wagga | 2650 | 6921 1622 | 6921 4424 |
| Wakehurst | Brad Hazzard | Shop 3, 637-641 Pittwater Road | Dee Why | 2099 | 9981 1111 | 9981 5059 |
| Wallsend | Sonia Hornery | Suite 3, 30 Dan Rees Street | Wallsend | 2287 | 4950 0955 | 4950 0977 |
| Willoughby | Gladys Berejiklian | 280 Willoughby Road | Naremburn | 2065 | 9439 4199 | 9439 9299 |
| Wollondilly | Jai Rowell | Shop 1, 117 Remembrance Drive | Tahmoor | 2573 | 4683 2622 | 4683 2595 |
| Wollongong | Noreen Hay | Suite 2S, Rear Ground Floor, 111 Crown Street | Wollongong | 2500 | 4226 5700 | 4226 9963 |
| Wyong | Darren Webber | 243 Main Road | Toukley | 2263 | 4397 1000 | 4397 1012 |

Appendix C

Legislative Assembly Publications

PROCEDURAL PUBLICATIONS

Decisions from the Chair (Consolidated Rulings)

Decisions from the Chair (Considered Rulings)

Decisions from the Chair (Key Rulings)

Effective House Membership: A Short Guide to the
Procedures of the New South Wales Legislative Assembly

Electoral Legislation Extracts

Guide for Ministerial Staff on the Procedures of the Legislative Assembly

Members' Guide to Committees of the Legislative Assembly

Legislation Impinging on Parliament

Occupants of the Chair Handbook

Procedural Highlights

Procedural Statistics

New South Wales Legislative Assembly Practice, Procedure and Privilege (1st ed.) and Supplement

Procedure Precedents for the 50th, 51st, 52nd, 53rd and 54th Parliaments

Sessional and Other Orders

Standing Orders

PROCEDURAL BRIEFING NOTES

1. First Day of a New Parliament

2. Inaugural Speeches

3. Raising a matter for debate

4. Petitions

5. Written Questions

6. Rules of debate

7. Passage of legislation

8. Understanding the Business Paper

FACT SHEETS

-
1. The Role of the Legislative Assembly of New South Wales

 2. History of the Parliament of New South Wales

 3. The Constitutional Base of Parliament

 4. Sources of Information

 5. Records of the House

 6. The Role of the Speaker and other Officers of the House

 7. The Parliamentary Calendar and Elections

 8. Passage of Legislation

 9. Consideration in Detail – Amending Bills

 10. Amendments to Motions in the House

 11. Parliamentary Committees

 12. Routine of Business

 13. Decorum in the House

 14. Rules of Debate

 15. Disorder

 16. Petitions

 17. Suspension of Standing Orders

 18. Exercise of the Casting Vote of the Chair

 19. Questions

 20. Address in Reply Debate

 21. Quorum, Bells and Divisions

 22. Sub Judice Convention

 23. Personal Explanations and Brief Explanations

 24. Matters of Public Importance

 25. Tabling of Reports and Other Papers

 26. Statutory Rules and Instruments

 27. Ministerial Statements

 28. Private Members' Statements

 29. Accountability Mechanisms for Members of Parliament

30. Parliamentary Privilege

31. Closure/Guillotine

32. Motions Accorded Priority

33. The Role of a Local Member

34. Citizens' Right of Reply

35. Parliamentary Secretaries

36. Election of Members of the Legislative Assembly – General Election

INFORMATION PAMPHLETS

1. The Role of the Legislative Assembly of New South Wales

2. Constitutional Basis and Privileges of the Parliament of New South Wales

3. The Role of the Speaker and Other Members in the House

4. The Clerk of the Legislative Assembly and other Officers

5. Rules of Debate, Decorum in the House and Keeping Order

6. Certain Procedures of the House

7. Passage of Legislation

8. Amending Bills in the Legislative Assembly

9. Routine of Business

10. A Citizen's Right of Reply

11. The Budget Process

12. Petitioning the Legislative Assembly

13. The Role of a Local Member

14. The Parliamentary Calendar and Elections

15. Records of the House

16. Parliamentary Committees

17. Electing the Parliament

18. The Code of Conduct for Members of Parliament and the Pecuniary Interest Register

OTHER PAMPHLETS

1. Information for Witnesses before Parliamentary Committees

2. Preparing Submissions to Parliamentary Committee Inquiries

BRIEFING PAPERS

-
1. Accountability Legislation
 2. Administrative Control of Parliamentary Staffing
 3. Defamation and the Right to Political Communication
 4. Freedom of Speech in Parliament
 5. Law Relating to Parliamentary Committees
 6. Liability for Republication of Members' Speeches
 7. State Member Standing for a Federal Election
 8. Summonses and Subpoenae
 9. Qualification and Disqualification of Members of Parliament
 10. Parliamentary Privilege Attaching to Tabled Papers
 11. The Code of Conduct for Members and the Independent Commission Against Corruption
-

ADMINISTRATIVE PUBLICATIONS

-
1. Committees and Office Holders Appointed
 2. Handbook for the Speaker
 3. Guide for New Members
 4. Legislative Assembly Former Members' Guide
 5. List of Members
 6. Legislative Assembly Handbook
 7. Parliamentary Record
 8. Pecuniary Interest Register
 9. Sessional Returns and Summary
 10. Electorate Office Guide
-

CORPORATE PUBLICATIONS

-
1. Annual Reports
 2. Operational Plan 2009/11
 3. Strategic Plan 2009/11
 4. Parliament House Strategic Plan
-

Appendix D

Parliamentary Twinning

COMMONWEALTH PARLIAMENTARY ASSOCIATION TWINNING WITH SOLOMON ISLANDS AND AUTONOMOUS REGION OF BOUGAINVILLE

As part of the Commonwealth Parliamentary Association's (CPA) Twinning Program, the New South Wales Parliament has partnership agreements (is 'twinned') with the Parliaments of the Autonomous Region of Bougainville (the Bougainville House of Representatives) and the Solomon Islands (the National Parliament of Solomon Islands). The NSW Parliament has a long history of working with parliaments in the Pacific region, particularly with the National Parliament of Solomon Islands, and the 2007 CPA arrangements formalise that relationship with respect to Solomon Islands and Bougainville.

The New South Wales Parliament receives funding from AusAID under its Pacific Public Sector Linkages Program to support its twinning activities with the Solomon Islands and Bougainville. The NSW Parliament entered into a funding agreement with AusAID in April 2010 for a three-year period. The funded Activity is 'Strengthening parliamentary institutions in the Solomon Islands and Bougainville'. The total anticipated cost of the activity is \$1.17 million over three years, with \$844,356 provided through AusAID and the balance from the participating parliaments, largely in the form of staff time. The funding provides substantial practical support for the participating Parliaments' objectives to build capacity and strengthen parliamentary democracy in the Solomon Islands and Bougainville.

The core of the activity is secondments and placements of staff between the Parliaments. A NSW Parliament-based project coordinator works closely with the Clerks of the Pacific Parliaments to identify areas where staff will benefit from working closely with their peers in the NSW Parliament. Secondments to the NSW Parliament are part of a comprehensive program to ensure that experience gained by the secondee is relevant and can be translated into sustainable change in the home parliament. Other elements of the activity include the establishment of a formal mentoring arrangement, technical and corporate support, collaboration on research and writing tasks, and the development of a framework to assist other parliaments that may be interested in learning from the experience of the twinned Parliaments.

Priority areas for activities in both twinned parliaments were identified in the AusAID-approved activity project plan.

Priority areas for Bougainville include:

- an expansion of the Office of the Clerk to enable the Office to provide improved procedural support to Members
- strengthened committee support, especially for the Public Accounts Committee
- enhancing capacity of the Parliamentary Library
- supporting the implementation of the Education Program
- enhancing the capacity of Hansard to record the proceedings of the House.

Priority areas for Solomon Islands include:

- establishing a Procedure Office to support sittings of Parliament
- enhanced administrative support for committees
- enhanced information services, including Hansard, library and intranet
- implementation of a human resources management system
- development of information on role and function of Parliament as part of a community engagement strategy.

The NSW Parliament is committed to working closely with existing Parliamentary strengthening initiatives in the region, such as the United Nations Development Program/Regional Assistance Mission to the Solomon Islands Parliamentary Strengthening Program, the Centre for Democratic Institutions, the Commonwealth Parliamentary Association and the La Trobe University Public Sector Governance and Accountability Research Centre.

ACTIVITIES – ALL PARLIAMENTS

May 2010 (ongoing) – Recruitment and appointment of the Twinning Project Coordinator, Simon Johnston.

February 2011 – The ‘Effective Parliamentary Committees Inquiries Course’, a week-long intensive course aimed at Parliamentary staff of the Asia-Pacific region, was hosted by the NSW Parliament under the auspices of the Centre for Democratic Institutions. The CPA and World Bank Institution were also co-sponsors. Three of the participants were from the National Parliament of Solomon Islands and three from the Bougainville House of Representatives, with one Bougainville participant sponsored from Twinning project funds. Six staff from Bougainville and Solomon Islands [(Emily Kupenga (SI), Douglas Pisi (B), Pais Otima (B), Wilson Orisi (SI), Lloyd Bera (SI) and Peter Topura (B))] stayed on after participating in the Effective Parliamentary Committee Inquiries Course for a three-day program in collaboration with the committee staff of both NSW Parliament Houses to build on the lessons learnt the previous week, and to develop practical responses to the challenges they face as committee staff in their home Parliaments.

March 2011 (ongoing) – Recruitment of a Twinning Project Research Officer, John Taupongi, on a temporary part-time basis to undertake research and writing tasks associated with the Twinning project. John Taupongi is currently completing a Master of Laws degree with the University of New South Wales on an AusAID scholarship, and is a former Parliamentary officer of the National Parliament of Solomon Islands, where he provided expert procedural and constitutional advice to the Speaker and Clerk of the Parliament.

ACTIVITIES – BOUGAINVILLE

July 2010 – Visit by a NSW Parliament delegation to ceremonially acknowledge the partnership agreement between the Parliaments, and to participate in a Committee workshop for new Members.

September–November 2010 – Secondment of Edwin Kenehata, Education Officer with the Bougainville House of Representatives, to the Legislative Assembly Procedure Office (LA Procedure) and the NSW Parliament Education and Community Relations Section.

February 2011 – NSW Parliament hosted the Bougainville Public Accounts Committee (PAC) Chair, the Hon Cosmas Sohia, who was returning to Bougainville from Victoria where he and other staff attended a week-long PAC Summer Residency Program, involving PAC Member staff and Audit Offices from countries around the world. The Bougainville delegation’s attendance at the Summer Residency Program was made possible with funds from the Twinning project. During the Hon Cosmas Sohia’s time in Sydney, he met with the current Auditor-General, Mr Peter Achterstraat, NSW PAC staff and former NSW PAC Chair, Paul McLeay MP.

March 2011 — One of the main priorities for the Bougainville House of Representatives is to make their Public Accounts Committee active — for many years its activities have been limited by a lack of resources and the lack of a Bougainville Auditor General. The Twinning project is assisting the Bougainville House of Representative's attempts through activities described above and follow-up activities in March, when four NSW Parliament staff [(Simon Chalmers (Information Technology Services), Vicki Buchbach (LA Committees), Susan Want (Legislative Council (LC) Procedure) and Simon Johnston (Twinning Project Coordinator)] travelled to Buka to observe a sitting of the House and assist the staff with implementing procedure office enhancements (commenced following the 2010 secondment of Edwin Kenhata to the NSW Parliament), PAC strengthening and IT needs.

May 2011 — Attachment of Committee Director, Beverly Duffy (LC Committees), with the Bougainville House of Representatives Public Accounts Committee. The month long attachment coincided with the PAC's first ever public inquiry. A follow-up attachment in August 2011 to assist with the PAC's second inquiry is currently underway.

May 2011 — Attachment of two staff of Bougainville House of Representatives (John Bosco and Joel Tukana) with Papua New Guinea National Parliament, with a focus on Information Services (Hansard and Library/Research). This activity recognises the importance of relationships between Parliaments in the locality.

June 2011 — Study visit to NSW Parliament by a Bougainville delegation, the Speaker, Hon Andrew Miriki, and the Clerk, Mr Robert Tapi. The study visit was co-sponsored by the Commonwealth Parliament's Education Trust Fund.

ACTIVITIES — SOLOMON ISLANDS

June/July 2010 — Visit by the Twinning Project Coordinator to meet with staff of the National Parliament of Solomon Islands and plan activities under the Twinning arrangements.

October 2010 — Placement of NSW Parliament Procedure Office staff with the National Parliament of Solomon Islands to assist in establishing a Procedure Office. The two experienced NSW Parliament staff, Susan Want (Director — Table Office, LC Procedure) and Jeff Page (Parliamentary Officer — Table, LA Procedure) worked closely with David Kusilifu, (Director Committees — Solomon Islands) to develop a secondment program for Mr Kusilifu.

October/November 2010 — Secondment of David Kusilifu, (Director Committees — Solomon Islands) with the NSW Parliament's LC Procedure Office.

March 2011 — Attachment of NSW Parliament Procedure Office staff member Jenelle Moore (LC Procedure) to assist in the implementation of plans developed by David Kusilifu for the establishment of a Procedure Office in the National Parliament of Solomon Islands.

BENEFITS FOR PARTICIPATING PARLIAMENTS

In July 2011, the Clerks of the NSW Parliament will jointly present a paper at the annual conference of the Society of Clerks-at-the-Table in Commonwealth Parliaments. The paper will summarise the Twinning arrangements between the three Parliaments and include commentary on the progress to date. A video presentation featuring the Speakers and Clerks of the Bougainville and Solomon Islands Parliaments will be delivered at the conference, giving other participants an opportunity to see how the Commonwealth Parliamentary Association's twinning arrangements might work for their own situations. Both Pacific Parliaments acknowledge the ongoing benefit of the twinning arrangements and comment that Twinning provides valuable experience and support from an experienced Parliament in the region to build capacity within their institutions.

The objective of the project is to ‘ensure that each Parliament fulfils its legislative, representative and oversight roles’, which places the emphasis on the Parliaments of the Solomon Islands and Bougainville as relatively new Parliaments. However, there have been clear benefits for NSW Parliament staff participating.

One benefit for staff of the NSW Parliament is that involvement in Twinning (through an attachment to a Twinned Parliament or through activities related to a secondment) requires them to see beyond their own working environment and consider the application of the principles they apply in their roles to different working environments. What NSW Parliament staff bring to the Twinning project is extensive experience working within a well-resourced Parliament with well-established and well-understood practices and procedures, and a mature political system with a low turnover of Members (usually – NSW in 2011 experienced a larger than usual turnover of Members). Applying that experience in a different environment forces NSW Parliament staff to reconsider the basis of their expertise and acknowledge the importance of the structure – usually taken for granted and assumed – that allows them to develop that expertise. Accordingly, NSW Parliament staff developed an appreciation for the need to compromise, to be flexible, and to find creative solutions.

Working with relatively new Parliaments has also provided NSW Parliament staff with an opportunity to consider what the foundation of a Parliamentary service is – what procedural rules and processes are essential? What degree of complexity is required to support a Parliament during its sittings? It gives staff an opportunity to revisit the principles of Parliamentary democracy.

Working in new Parliaments also provides suggestions for how things could be done better – sometimes hundreds of years of Parliamentary tradition do not result in the best way to do things but merely the established way to do things. Some of the ideas that NSW Parliament staff have been exposed to in the Twinned Parliaments may eventually be introduced into the NSW Parliament.



Appendix E

Official Visitors

| VISITOR/DELEGATION | PLACE OF ORIGIN | DATE OF VISIT |
|---|----------------------------------|-------------------|
| The Hon. Venance Lutongo Muyeye T. (Vice President of the Democratic Republic of The Congo) | Democratic Republic of The Congo | 19 July 2010 |
| Mr Norihiko Fujita (Member, National DIET of Japan) | Japan | 9 August 2010 |
| Delegation (Standing Committee on Scrutiny and Constitutional Affairs of the Norwegian Parliament) | Norway | 31 August 2010 |
| Delegation (Committee on Delegated Legislation of the Kenya National Assembly) | Kenya | 2 September 2010 |
| Delegation (Chinese Supreme People's Procuratorate, Police Supervision Study Visit) | People's Republic of China | 8 September 2010 |
| Delegation (Guangdong Provincial People's Congress) | People's Republic of China | 9 September 2010 |
| Delegation (Institute of Religious Research, Tibet Academy of Social Sciences) | Tibet, PRC | 17 September 2010 |
| Dr A. Chakrapani (Chairman of the Andhra Pradesh Legislative Council) | India | 23 September 2010 |
| The Hon. Wai-King Lee, MP (Member, Hong Kong Legislative Council) | Hong Kong, PRC | 24 September 2010 |
| His Excellency Mr Julio Cobos (President of the Senate and Vice President of Argentina) | Argentina | 25 October 2010 |
| Delegation (Parliament of Mongolia) | Mongolia | 14 November 2010 |
| Delegation (Regional Representatives Council of Indonesia) | Indonesia | 18 November 2010 |
| Ms Rachel Stone (Parliamentary Assistant – Procedure Office, House of Assembly) | South Australia | 22 November 2010 |
| The Hon. Nimal Siripala De Silva, MP (Minister of Irrigation and Water Resources Management, Leader of the House, Parliament of Sri Lanka) | Sri Lanka | 17 December 2010 |
| Mr Nic Côté (Vice President, Customer Engagement, Sliq Media Technologies) | United States of America | 13 January 2011 |
| His Excellency Mr Shigekazu Sato (Ambassador Extraordinary and Plenipotentiary of Japan) | Japan | 20 January 2011 |
| Mr Nihal Seneviratne (Clerk of the Parliament of Sri Lanka) | Sri Lanka | 25 January 2011 |
| Mr James Johnston (Senior Clerk, The Scottish Parliament) | Scotland | 31 January 2011 |

| VISITOR/DELEGATION | PLACE OF ORIGIN | DATE OF VISIT |
|--|---|---------------------------|
| Delegation (New recruits of The Audit Office of New South Wales) | New South Wales | 9 February 2011 |
| The Hon. Kosmas Sophia, MP (Chair of the Public Accounts Committee, Bougainville House of Representatives) | Bougainville | 14 February 2011 |
| 4th Effective Parliamentary Committee Inquiries Course | Centre for Democratic Institutions, Australian National University (ANU) | 14-18 February 2011 |
| Mr Matt Viney, MLC (Vice President of the Legislative Council, Parliament of Victoria) | Victoria | 18 February 2011 |
| Parliamentary Delegation (Australian Political Exchange Council's 8th Delegation from New Zealand) | New Zealand | 28 February 2011 |
| Delegation (Parliament of Mongolia) | Mongolia | 4 March 2011 |
| Delegation (Shenyang Municipal Government) | People's Republic of China | 4 March 2011 |
| Inter Parliamentary Study Group | Parliamentary Relations Office, Commonwealth Parliament | 21 March 2011 |
| His Excellency Mr Pero Stojanovski (Ambassador of the Former Yugoslav Republic of Macedonia) | Former Yugoslav Republic of Macedonia | 18 April 2011 |
| Mr John Mandy (Deputy Clerk of the Legislative Assembly) | Western Australia | 2 May 2011 |
| Electoral Matters Committee, Parliament of Victoria | Victoria | 11 May 2011 |
| The Hon. Prof. Rajiva Wijesinghe, MP (Member of the Parliament of Sri Lanka) | Sri Lanka | 19 May 2011 |
| Social Services Committee of the New Zealand House of Representatives | New Zealand | 24 May 2011 |
| Mr Klaus Welle (Secretary-General of the European Parliament) | Belgium | 24 May 2011 |
| Parliamentary delegation, led by the Rt. Hon. Kamuta Latasi (Speaker to the Parliament of Tuvalu) | Tuvalu | 13 June 2011 |
| Mr Peter Nichols (Group Security Manager, Parliament of New Zealand) | New Zealand | 16 June 2011 |
| The Hon. Andrew Miriki (Speaker of the Bougainville House of Representatives) Mr Robert Tapi (Clerk of the Bougainville House of Representatives) | Bougainville | 25 June to 2 July 2011 |
| Participants in the Vietnam Public Management Course | Vietnam | 30 June 2011 |

Appendix F

Parliamentary Supported Travel

July 2010 — The Hon. Richard Torbay MP and Mr Russell Grove to Darwin to attend the 41st Presiding Officers and Clerks Conference.

Cost: \$9,691.95

July 2010 — Ms Marie Andrews MP to Canada to attend the 48th Canadian Regional Conference.

Cost: Nil

July 2010 — Mr Matt Brown MP and the Hon. Catherine Cusack MLC to the United Kingdom to attend the 3rd International Parliamentary Conference on Climate Change.

July 2010 — The Hon. Catherine Cusack MLC to the United Kingdom for a Commonwealth Parliamentary Association study tour.

(combined) Cost: \$16,650.72

July 2010 — Mr Gerard Martin MP, Mr Alan Ashton MP, Mr Thomas George MP and Mr Daryl Maguire MP to the Hunter Valley to attend a meeting of the Commonwealth Parliamentary Whips Network.

Cost: Nil

July 2010 — The Hon. Richard Torbay MP and Mr Russell Grove to Bougainville to attend an official ceremony to sign the Twinning Agreement between the New South Wales Parliament and Bougainville House of Representatives.

Cost: \$5,225.85

July 2010 — Ms Carly Sheen and Ms Dora Oravec to Hobart to attend the Australia and New Zealand Association of Clerks-at-the-Table Parliamentary Law, Practice and Procedure Course.

Cost: \$1,158.95

July 2010 — The Hon. Richard Torbay MP and Mr Russell Grove to United States of America to attend the National Conference of State Legislatures' 2010 Legislative Summit.

August 2010 — Mr Russell Grove to Canada to attend the Association of Clerks-at-the-Table in Canada 2010 Professional Development Seminar.

(combined) Cost: \$21,327.39

July 2010 — Delegation of the Public Accounts Committee (Mr Peter Draper MP and Ms Eve Gallagher) to Hobart to attend the Mid-term Meeting of the Australasian Council of Public Accounts Committees.

Cost: \$1,483.98

July 2010 — Delegation of the Standing Committee on Natural Resource Management (Climate Change) (Mr Matt Brown MP, Mr John Williams MP and Dr Carolyn Littlefair) to Western Australia (Ord River) to inspect irrigation schemes and to Perth to the CSIRO Land and Water Laboratory for briefings on research projects for agricultural water management in relation to the Committee's Inquiry into Sustainable Water Management.

Cost: \$9,615.63

August 2010 — Ms Angela D'Amore MP to Perth to attend a meeting of the Australian Region Commonwealth Women Parliamentarians Steering Committee.

Cost: \$1,211.20

August 2010 — Ms Vicki Buchbach, Mr Jonathan Elliott and Mrs Cheryl Samuels to Canberra to attend the 2010 Conference of the Australasian Study of Parliament Group.

Cost: \$3,924.52

August 2010 — Delegation of the Standing Committee on Natural Resource Management (Climate Change) (Mr Matt Brown MP, Mr Gerard Martin MP, Mr John Williams MP and Dr Carolyn Littlefair) to Coleambally to inspect innovative irrigation initiatives of the Coleambally Irrigation Co-operative, to Orange to inspect water management practices at Cadia Valley operations, and to Cowra for meetings with representatives of CENTROC local government councils and Central Tablelands Water in relation to the Committee's Inquiry into Sustainable Water Management.

Cost: \$13,619.29

September 2010 — Mr Russell Grove to the United States of America to attend the American Society of Legislative Clerks and Secretaries' 55th Professional Development Seminar.

September 2010 — The Hon. Richard Torbay MP and Mr Russell Grove to Kenya to attend the Commonwealth Parliamentary Association 56th Commonwealth Parliamentary Conference.
(combined) Cost: \$41,718.22

September 2010 — The Hon. Richard Torbay MP and Mr Russell Grove to Dubbo to attend the Tony McGrane Memorial Scholarship Dinner.
Cost: \$1,179.36

September 2010 — Mr Russell Grove to Canberra to attend the Opening of the Federal Parliament.
Cost: \$ 454.25

October 2010 — Mr Russell Grove to Adelaide to attend the Institute of Public Administration National Conference Dinner, where he was appointed a Fellow of the Institute.
Cost: \$652.66

October/November 2010 — Mrs Judy Hopwood MP to Tanzania with the Commonwealth Observation of Elections team to observe the National Election process.
Cost: Nil

November 2010 — The Hon. Trevor Khan MLC, the Hon. Kayee Griffin MLC and Mr Russell Grove to Canberra to attend the 30th Commonwealth Parliamentary Association Australia and Pacific Regional Conference.
Cost: \$2,257.91

November 2010 — Mr Andrew Fraser MP to the United Kingdom to attend the Commonwealth Parliamentary Association 5th International Parliamentary Governance Seminar.
Cost: \$8,865.57

December 2010 — Mr Russell Grove to Canberra to attend celebrations for the Independence Day of Finland.
Cost: \$486.63

December 2010 — Mrs Cheryl Samuels to Adelaide for the 50th Anniversary of the South Australian Parliamentary Bowling Club.
Cost: Nil

January 2011 — Mr Russell Grove, Mr Leslie Gönye, Ms Elaine Schofield, Ms Vicki Buchbach and Ms Helen Minnican to Adelaide to attend the Australia and New Zealand Association of Clerks-at-the-Table Professional Development Seminar.
Cost: \$5,419.22

January 2011 — Mrs Cheryl Samuels to Perth for the annual Interstate Parliamentary Bowling Carnival.
Cost: Nil

February 2011 — Ms Ronda Miller to Tonga to attend an Induction Program for Clerks-at-the-Table.
Cost: Nil

March 2011 — Mr Russell Grove and Ms Ronda Miller to Canberra to attend the Standing Committee on Privileges and Members' Interests Roundtable Discussion.
Cost: \$476.89

April 2011 — Mr Mel Keenan to Perth for the conference of Australasian Council of Public Accounts Committees.
Cost: \$2,145.41

June 2011 — Mr Russell Grove to New Zealand to attend the New Zealand Parliamentary Study Program.
Cost: \$497.13

Appendix G

Members' entitlements (expenditure)

The entitlements for Members of Parliament are determined by the Parliamentary Remuneration Tribunal pursuant to the *Parliamentary Remuneration Act 1989*. The entitlements reported upon in this report are generally those made in the 2010 Determination made on 21 June 2010 and effective from 1 July 2010.

The full determination is available at http://www.remtribunals.nsw.gov.au/parliamentary/previous_determinations

Notes

Members' entitlements are reported below in 3 tables:

- 54th Parliament — for the period 1 July 2010 to 25 March 2011
- 54th Parliament — 2009/10 Sydney Allowance — for the period 1 July 2009 to 30 June 2010
- 55th Parliament — for the period 26 March 2011 to 30 June 2011

1. The figures reported are as at the closing date for the 2010/11 financial accounts. Entitlement claims submitted after that date for the 2010/11 period will be reported as adjustments in the next Annual Report.
2. The Charter Transport Allowance is provided to Members of the 8 largest electorates for use within and for the service of their electorate only.

3. The Electorate to Sydney Travel Entitlement is provided to non-Sydney metropolitan electorates. The entitlement is for up to 104 single trips between the Member's electorate and Sydney. The entitlement can be used for the Member's attendance on sitting days and for attendance at Committee meetings and hearings, or for undertaking other parliamentary duties. The expenditure reported is determined by the number of trips and the cost of each trip.
4. The Sydney Allowance is provided to Members who reside in electorates away from Sydney to compensate for the additional costs associated with staying in Sydney to attend sittings of the House, meetings of Parliamentary Committees or other parliamentary business.
The 2010/11 Sydney Allowance entitlement was not reconciled before publication and will be reported in the 2011/12 Annual Report.
5. Electorate mailout account expenditure is reported for the 55th Parliament for Members newly elected on 26 March 2011 who received a pro-rata allocation for the remainder of the 2010/11 financial year. Electorate mailout account expenditure for Members who were re-elected on 26 March 2011 was allocated in 2010 for the full 2010/11 financial year and is reported for the 54th Parliament.
6. No Committee allowance expenditure is reported for the 55th Parliament because no claims were submitted.

54TH PARLIAMENT – FOR THE PERIOD 1 JULY 2010 TO 25 MARCH 2011

| ELECTORATE | MEMBER | DESCRIPTION | ELECTORATE MAILOUT ACCOUNT | COMMITTEE ALLOWANCE | MEMBERS' ELECTORATE TO SYDNEY TRAVEL | CHARTER TRANSPORT ALLOWANCE | LOGISTIC SUPPORT ALLOCATION (LSA) TOTAL | MEMBERS' LSA TRAVEL | SPOUSE/ APPROVED RELATIVE LSA TRAVEL | MEMBERS' STAFF LSA TRAVEL | ADDITIONAL TEMPORARY STAFF |
|----------------|-----------------|---------------------|-------------------------------|------------------------|--|-----------------------------------|---|------------------------|--|------------------------------|-------------------------------|
| ALBURY | GREG APLIN | ALLOCATION 2010/11 | 63,577.00 | | | | 28,378.64 | | | | 14,113.78 |
| | | C/FORWARD 2009/10 | N/A | | | | 28,201.87 | | | | N/A |
| | | TOTAL AVAIL 2010/11 | 63,577.00 | | | | 56,580.51 | | | | 14,113.78 |
| | | EXPENDED CLAIMED | 55,019.93 | | 11,551.27 | | 50,497.45 | 3,900.10 | 473.98 | 500.98 | 13,080.66 |
| | | | 8,557.07 | | | 6,083.06 | | | | 1,033.12 | |
| AUBURN | BARBARA PERRY | ALLOCATION 2010/11 | 65,083.00 | | | | 26,061.36 | | | | 14,113.78 |
| | | C/FORWARD 2009/10 | | | | | | | | | N/A |
| | | TOTAL AVAIL 2010/11 | 65,083.00 | | | | 26,061.36 | | | | 14,113.78 |
| | | EXPENDED CLAIMED | 65,083.00 | | | | 26,021.52 | | | | 14,017.71 |
| | | | | | | 39.84 | | | | 96.07 | |
| BALLINA | DON PAGE | ALLOCATION 2010/11 | 61,156.00 | | | | 28,378.64 | | | | 14,113.78 |
| | | C/FORWARD 2009/10 | | | | | 2,959.87 | | | | N/A |
| | | TOTAL AVAIL 2010/11 | 61,156.00 | | | | 31,338.51 | | | | 14,113.78 |
| | | EXPENDED CLAIMED | 55,191.00 | | 15,543.11 | | 31,249.38 | 6,435.91 | 3,543.44 | 455.29 | 13,844.14 |
| | | | 5,965.00 | | | 89.13 | | | | 269.64 | |
| BALMAIN | VERITY FIRTH | ALLOCATION 2010/11 | 64,505.00 | | | | 26,061.36 | | | | 14,113.78 |
| | | C/FORWARD 2009/10 | | | | | 10,257.28 | | | | N/A |
| | | TOTAL AVAIL 2010/11 | 64,505.00 | | | | 36,318.64 | | | | 14,113.78 |
| | | EXPENDED CLAIMED | 56,870.05 | | | | 32,164.65 | | | | 13,071.24 |
| | | | 7,634.95 | | | 4,153.99 | | | | 1,042.54 | |
| BANKSTOWN | TONY STEWART | ALLOCATION 2010/11 | 46,096.00 | | | | 26,061.36 | | | | 14,113.78 |
| | | C/FORWARD 2009/10 | | | | | 16,190.00 | | | | N/A |
| | | TOTAL AVAIL 2010/11 | 46,096.00 | | | | 42,251.36 | | | | 14,113.78 |
| | | EXPENDED CLAIMED | 26,669.46 | | | | 26,687.36 | 1,220.65 | | | 11,896.43 |
| | | | 19,426.54 | | | 15,564.00 | | | | 2,217.35 | |
| BARWON | KEVIN HUMPHRIES | ALLOCATION 2010/11 | 56,482.00 | | | 15,925.81 | 30,225.27 | | | | 14,113.78 |
| | | C/FORWARD 2009/10 | | | | | | | | | N/A |
| | | TOTAL AVAIL 2010/11 | 56,482.00 | | | 15,925.81 | 30,225.27 | | | | 14,113.78 |
| | | EXPENDED CLAIMED | 49,740.73 | | 8,034.01 | 15,377.07 | 29,866.42 | 9,734.71 | 2,274.46 | 2,392.02 | 14,048.49 |
| | | | 6,741.27 | | 548.74 | 358.85 | | | | 65.29 | |
| BATHURST | GERARD MARTIN | ALLOCATION 2010/11 | 46,502.04 | | | | 30,731.17 | | | | 14,113.78 |
| | | C/FORWARD 2009/10 | | | | | 28,195.49 | | | | N/A |
| | | TOTAL AVAIL 2010/11 | 46,502.04 | | | | 58,926.66 | | | | 14,113.78 |
| | | EXPENDED CLAIMED | 19,579.34 | | 4,662.00 | | 25,230.34 | 1,192.31 | | 5,017.86 | 9,597.70 |
| | | | 26,922.70 | | | 33,696.32 | | | | 4,516.08 | |
| BAULKHAM HILLS | WAYNE MERTON | ALLOCATION 2010/11 | 48,038.08 | | | | 23,708.83 | | | | 14,113.78 |
| | | C/FORWARD 2009/10 | | | | | 45,178.50 | | | | N/A |
| | | TOTAL AVAIL 2010/11 | 48,038.08 | | | | 68,887.33 | | | | 14,113.78 |
| | | EXPENDED CLAIMED | 48,038.08 | | | | 21,074.81 | | | | |
| | | | | | | 47,812.52 | | | | 14,113.78 | |

| ELECTORATE | MEMBER | DESCRIPTION | ELECTORATE MAILOUT ACCOUNT | COMMITTEE ALLOWANCE | MEMBERS' ELECTORATE TO SYDNEY TRAVEL | CHARTER TRANSPORT ALLOWANCE | LOGISTIC SUPPORT ALLOCATION (LSA) TOTAL | MEMBERS' LSA TRAVEL | SPOUSE/ APPROVED RELATIVE LSA TRAVEL | MEMBERS' STAFF LSA TRAVEL | ADDITIONAL TEMPORARY STAFF |
|----------------|--------------------|---------------------|-------------------------------|------------------------|--|-----------------------------------|---|------------------------|--|------------------------------|-------------------------------|
| BEGA | ANDREW CONSTANCE | ALLOCATION 2010/11 | 63,405.00 | | | | 28,378.64 | | | | 14,113.78 |
| | | C/FORWARD 2009/10 | | | | | 16,987.73 | | | | N/A |
| | | TOTAL AVAIL 2010/11 | 63,405.00 | | | | 45,366.37 | | | | 14,113.78 |
| | | EXPENDED CLAIMED | 43,660.15 | | 15,470.81 | | 20,569.67 | 2,840.23 | | | 13,356.04 |
| | | | 19,744.85 | | | | 24,796.70 | | | | 757.74 |
| BLACKTOWN | PAUL GIBSON | ALLOCATION 2010/11 | 46,357.39 | | | | 26,061.36 | | | | 14,113.78 |
| | | C/FORWARD 2009/10 | | | | | 69,126.18 | | | | N/A |
| | | TOTAL AVAIL 2010/11 | 46,357.39 | | | | 95,187.54 | | | | 14,113.78 |
| | | EXPENDED CLAIMED | 6,708.59 | | | | 24,020.68 | 181.82 | | | |
| | | | 39,648.80 | | | | 71,166.86 | | | | 14,113.78 |
| BLUE MOUNTAINS | PHIL KOPERBERG | ALLOCATION 2010/11 | 45,924.92 | | | | 28,880.87 | | | | 14,113.78 |
| | | C/FORWARD 2009/10 | | | | | 58,894.68 | | | | N/A |
| | | TOTAL AVAIL 2010/11 | 45,924.92 | | | | 87,775.55 | | | | 14,113.78 |
| | | EXPENDED CLAIMED | 3,900.43 | | 2,368.00 | | 12,311.42 | | | 191.25 | 2,575.44 |
| | | | 42,024.49 | | | | 75,464.13 | | | | 11,538.34 |
| BURRINJUCK | KATRINA HODGKINSON | ALLOCATION 2010/11 | 62,356.00 | | | 5,271.89 | 28,378.64 | | | | 14,113.78 |
| | | C/FORWARD 2009/10 | | | | | 3,701.68 | | | | N/A |
| | | TOTAL AVAIL 2010/11 | 62,356.00 | | | 5,271.89 | 32,080.32 | | | | 14,113.78 |
| | | EXPENDED CLAIMED | 59,978.71 | | 11,423.40 | 298.28 | 30,755.15 | 8,574.41 | 365.92 | 474.34 | 8,633.46 |
| | | | 2,377.29 | | | 4,973.61 | 1,325.17 | | | | 5,480.32 |
| CABRAMATTA | NICK LALICH | ALLOCATION 2010/11 | 64,717.00 | | | | 26,061.36 | | | | 14,113.78 |
| | | C/FORWARD 2009/10 | | | | | 16,885.04 | | | | N/A |
| | | TOTAL AVAIL 2010/11 | 64,717.00 | | | | 42,946.40 | | | | 14,113.78 |
| | | EXPENDED CLAIMED | 49,978.43 | | | | 19,195.72 | | | | 12,189.59 |
| | | | 14,738.57 | | | | 23,750.68 | | | | 1,924.19 |
| CAMDEN | GEOFF CORRIGAN | ALLOCATION 2010/11 | 63,242.00 | | | | 26,061.36 | | | | 14,113.78 |
| | | C/FORWARD 2009/10 | | | | | 10,430.88 | | | | N/A |
| | | TOTAL AVAIL 2010/11 | 63,242.00 | | | | 36,492.24 | | | | 14,113.78 |
| | | EXPENDED CLAIMED | 51,959.40 | | | | 19,396.12 | 4,003.32 | | | 8,753.01 |
| | | | 11,282.60 | | | | 17,096.12 | | | | 5,360.77 |
| CAMPBELLTOWN | GRAHAM WEST | ALLOCATION 2010/11 | 42,989.40 | | | | 23,708.83 | | | | 14,113.78 |
| | | C/FORWARD 2009/10 | | | | | 73,315.36 | | | | N/A |
| | | TOTAL AVAIL 2010/11 | 42,989.40 | | | | 97,024.19 | | | | 14,113.78 |
| | | EXPENDED CLAIMED | | | | | 7,603.82 | | | | 6,366.75 |
| | | | 42,989.40 | | | | 89,420.37 | | | | 7,747.03 |
| CANTERBURY | LINDA BURNEY | ALLOCATION 2010/11 | 65,949.00 | | | | 26,061.36 | | | | 14,113.78 |
| | | C/FORWARD 2009/10 | | | | | 9,999.11 | | | | N/A |
| | | TOTAL AVAIL 2010/11 | 65,949.00 | | | | 36,060.47 | | | | 14,113.78 |
| | | EXPENDED CLAIMED | 50,738.16 | | | | 33,040.52 | | | | 11,722.78 |
| | | | 15,210.84 | | | | 3,019.95 | | | | 2,391.00 |

| ELECTORATE | MEMBER | DESCRIPTION | ELECTORATE MAILOUT ACCOUNT | COMMITTEE ALLOWANCE | MEMBERS' ELECTORATE TO SYDNEY TRAVEL | CHARTER TRANSPORT ALLOWANCE | LOGISTIC SUPPORT ALLOCATION (LSA) TOTAL | MEMBERS' LSA TRAVEL | SPOUSE/ APPROVED RELATIVE LSA TRAVEL | MEMBERS' STAFF LSA TRAVEL | ADDITIONAL TEMPORARY STAFF |
|---------------|--------------------|---------------------|-------------------------------|------------------------|--|-----------------------------------|---|------------------------|--|------------------------------|-------------------------------|
| CASTLE HILL | MICHAEL RICHARDSON | ALLOCATION 2010/11 | 48,806.84 | | | | 23,708.83 | | | | 14,113.78 |
| | | C/FORWARD 2009/10 | | | | | 40,131.38 | | | | N/A |
| | | TOTAL AVAIL 2010/11 | 48,806.84 | | | | 63,840.21 | | | | 14,113.78 |
| | | EXPENDED CLAIMED | 48,806.84 | | | | 13,949.59 | 15.64 | | | 9,396.02 |
| | | | | | | | 49,890.62 | | | | 4,717.76 |
| CESSNOCK | KERRY HICKEY | ALLOCATION 2010/11 | 47,169.47 | | | | 30,731.17 | | | | 14,113.78 |
| | | C/FORWARD 2009/10 | | | | | 12,796.23 | | | | N/A |
| | | TOTAL AVAIL 2010/11 | 47,169.47 | | | | 43,527.40 | | | | 14,113.78 |
| | | EXPENDED CLAIMED | 17,365.47 | 4,949.12 | | 27,464.21 | | | 64.50 | 5,259.87 | |
| | | | 29,804.00 | | | 16,063.19 | | | | 8,853.91 | |
| CHARLESTOWN | MATTHEW MORRIS | ALLOCATION 2010/11 | 61,534.00 | | | | 28,880.87 | | | | 14,113.78 |
| | | C/FORWARD 2009/10 | | | | | 26,757.74 | | | | N/A |
| | | TOTAL AVAIL 2010/11 | 61,534.00 | | | | 55,638.61 | | | | 14,113.78 |
| | | EXPENDED CLAIMED | 55,522.62 | 4,503.00 | | 35,100.20 | | | | 12,978.00 | |
| | | | 6,011.38 | | | 20,538.41 | | | | 1,135.78 | |
| CLARENCE | STEVE CANSDELL | ALLOCATION 2010/11 | 64,108.00 | | | 5,271.89 | 28,378.64 | | | | 14,113.78 |
| | | C/FORWARD 2009/10 | | | | | 4,619.23 | | | | N/A |
| | | TOTAL AVAIL 2010/11 | 64,108.00 | | | 5,271.89 | 32,997.87 | | | | 14,113.78 |
| | | EXPENDED CLAIMED | 63,650.00 | 12,173.46 | | 30,205.33 | 3,234.51 | | 1,277.76 | 13,437.58 | |
| | | | 458.00 | | | 5,271.89 | 2,792.54 | | | 676.20 | |
| COFFS HARBOUR | ANDREW FRASER | ALLOCATION 2010/11 | 63,956.00 | | | | 28,378.64 | | | | 14,113.78 |
| | | C/FORWARD 2009/10 | | | | | 6,427.82 | | | | N/A |
| | | TOTAL AVAIL 2010/11 | 63,956.00 | | | | 34,806.46 | | | | 14,113.78 |
| | | EXPENDED CLAIMED | 28,118.26 | 8,803.37 | | 29,900.15 | 8,745.89 | 4,118.03 | 1,521.44 | 6,692.07 | |
| | | | 35,837.74 | | | 4,906.31 | | | | 7,421.71 | |
| COOGEE | PAUL PEARCE | ALLOCATION 2010/11 | 62,366.00 | | | | 26,061.36 | | | | 14,113.78 |
| | | C/FORWARD 2009/10 | | | | | 20,453.90 | | | | N/A |
| | | TOTAL AVAIL 2010/11 | 62,366.00 | | | | 46,515.26 | | | | 14,113.78 |
| | | EXPENDED CLAIMED | 37,712.75 | | | 30,360.38 | | | | 8,825.39 | |
| | | | 24,653.25 | | | 16,154.88 | | | | 5,288.39 | |
| CRONULLA | MALCOLM KERR | ALLOCATION 2010/11 | 46,294.25 | | | | 23,708.83 | | | | 14,113.78 |
| | | C/FORWARD 2009/10 | | | | | 53,533.75 | | | | N/A |
| | | TOTAL AVAIL 2010/11 | 46,294.25 | | | | 77,242.58 | | | | 14,113.78 |
| | | EXPENDED CLAIMED | | | | 9,752.21 | | | | 10,040.03 | |
| | | | 46,294.25 | | | 67,490.37 | | | | 4,073.75 | |
| DAVIDSON | JONATHAN O'DEA | ALLOCATION 2010/11 | 62,889.00 | | | | 23,708.83 | | | | 14,113.78 |
| | | C/FORWARD 2009/10 | | | | | 1,811.74 | | | | N/A |
| | | TOTAL AVAIL 2010/11 | 62,889.00 | | | | 25,520.57 | | | | 14,113.78 |
| | | EXPENDED CLAIMED | 60,869.27 | | | 25,208.32 | 1,127.52 | | | 14,109.66 | |
| | | | 2,019.73 | | | 312.25 | | | | 4.12 | |

| ELECTORATE | MEMBER | DESCRIPTION | ELECTORATE MALLOUT ACCOUNT | COMMITTEE ALLOWANCE | MEMBERS' ELECTORATE TO SYDNEY TRAVEL | CHARTER TRANSPORT ALLOWANCE | LOGISTIC SUPPORT ALLOCATION (USA) TOTAL | MEMBERS' LSA TRAVEL | SPOUSE/ APPROVED RELATIVE LSA TRAVEL | MEMBERS' STAFF LSA TRAVEL | ADDITIONAL TEMPORARY STAFF |
|------------|----------------|---------------------|-------------------------------|------------------------|--|-----------------------------------|---|------------------------|--|------------------------------|-------------------------------|
| DRUMMOYNE | ANGELA D'AMORE | ALLOCATION 2010/11 | 47,402.22 | | | | 25,104.55 | | | | 14,113.78 |
| | | C/FORWARD 2009/10 | | | | | 11,254.70 | | | | N/A |
| | | TOTAL AVAIL 2010/11 | 47,402.22 | | | | 36,359.25 | | | | 14,113.78 |
| | | EXPENDED CLAIMED | 34,567.29 | | | | 29,853.56 | 7,489.72 | 1,472.21 | | 6,027.00 |
| | | | 12,834.93 | | | | 6,505.69 | | | | 8,086.78 |
| DUBBO | DAWN FARDELL | ALLOCATION 2010/11 | 62,837.00 | | | | 29,554.90 | | | | |
| | | C/FORWARD 2009/10 | | | | | 38,303.56 | | | | |
| | | TOTAL AVAIL 2010/11 | 62,837.00 | | | | 67,858.46 | | | | |
| | | EXPENDED CLAIMED | 48,224.69 | | 5,255.98 | | 31,080.71 | 4,035.60 | | 1,157.00 | |
| | | | 14,612.31 | | | | 36,777.75 | | | | |
| EAST HILLS | ALAN ASHTON | ALLOCATION 2010/11 | 61,157.00 | | | | 26,061.36 | | | | 14,113.78 |
| | | C/FORWARD 2009/10 | | | | | 4,751.29 | | | | N/A |
| | | TOTAL AVAIL 2010/11 | 61,157.00 | | | | 30,812.65 | | | | 14,113.78 |
| | | EXPENDED CLAIMED | 61,003.68 | | | | 30,780.11 | | | | 14,113.78 |
| | | | 153.32 | | | | 32.54 | | | | |
| EPPING | GREG SMITH | ALLOCATION 2010/11 | 63,584.00 | | | | 23,708.83 | | | | 14,113.78 |
| | | C/FORWARD 2009/10 | | | | | 14,136.65 | | | | N/A |
| | | TOTAL AVAIL 2010/11 | 63,584.00 | | | | 37,845.48 | | | | 14,113.78 |
| | | EXPENDED CLAIMED | 59,810.58 | | | | 20,742.24 | 1,465.41 | | | 14,113.77 |
| | | | 3,773.42 | | | | 17,103.24 | | | | 0.01 |
| FAIRFIELD | JOE TRIPODI | ALLOCATION 2010/11 | 48,453.67 | | | | 23,708.83 | | | | 14,113.78 |
| | | C/FORWARD 2009/10 | | | | | 22,632.33 | | | | N/A |
| | | TOTAL AVAIL 2010/11 | 48,453.67 | | | | 46,341.16 | | | | 14,113.78 |
| | | EXPENDED CLAIMED | 47,167.72 | | | | 18,855.06 | | | | 3,016.44 |
| | | | 1,285.95 | | | | 27,486.10 | | | | 11,097.34 |
| GOSFORD | MARIE ANDREWS | ALLOCATION 2010/11 | 46,360.33 | | | | 28,880.87 | | | | 14,113.78 |
| | | C/FORWARD 2009/10 | | | | | 8,567.08 | | | | N/A |
| | | TOTAL AVAIL 2010/11 | 46,360.33 | | | | 37,447.95 | | | | 14,113.78 |
| | | EXPENDED CLAIMED | 46,360.34 | | | | 26,606.04 | | | | 14,113.78 |
| | | | 0.00 | | | | 10,841.91 | | | | |
| GOULBURN | PRU GOWARD | ALLOCATION 2010/11 | 63,385.00 | | | | 28,378.64 | | | | 14,113.78 |
| | | C/FORWARD 2009/10 | | | | | 4,682.78 | | | | N/A |
| | | TOTAL AVAIL 2010/11 | 63,385.00 | | | | 33,061.42 | | | | 14,113.78 |
| | | EXPENDED CLAIMED | 62,027.19 | | 10,753.19 | | 31,110.37 | 9,772.83 | 211.24 | | 13,926.61 |
| | | | 1,357.81 | | | | 1,951.05 | | | | 187.17 |
| GRANVILLE | DAVID BORGER | ALLOCATION 2010/11 | 65,442.00 | | | | 26,061.36 | | | | 14,113.78 |
| | | C/FORWARD 2009/10 | | | | | 14,875.46 | | | | N/A |
| | | TOTAL AVAIL 2010/11 | 65,442.00 | | | | 40,936.82 | | | | 14,113.78 |
| | | EXPENDED CLAIMED | 63,957.18 | | | | 31,302.95 | 109.10 | | | 12,285.67 |
| | | | 1,484.82 | | | | 9,633.87 | | | | 1,828.11 |

| ELECTORATE | MEMBER | DESCRIPTION | ELECTORATE MAILOUT ACCOUNT | COMMITTEE ALLOWANCE | MEMBERS' ELECTORATE TO SYDNEY TRAVEL | CHARTER TRANSPORT ALLOWANCE | LOGISTIC SUPPORT ALLOCATION (LSA) TOTAL | MEMBERS' LSA TRAVEL | SPOUSE/ APPROVED RELATIVE LSA TRAVEL | MEMBERS' STAFF LSA TRAVEL | ADDITIONAL TEMPORARY STAFF |
|-------------|-------------------|---------------------|-------------------------------|------------------------|--|-----------------------------------|---|------------------------|--|------------------------------|-------------------------------|
| HAWKESBURY | RAY WILLIAMS | ALLOCATION 2010/11 | 65,138.00 | | | | 26,528.34 | | | | 14,113.78 |
| | | C/FORWARD 2009/10 | | | | | 10,968.33 | | | | N/A |
| | | TOTAL AVAIL 2010/11 | 65,138.00 | | | | 37,496.67 | | | | 14,113.78 |
| | | EXPENDED CLAIMED | 64,574.04 | | | | 30,912.39 | | | | 11,685.24 |
| | | | 563.96 | | | | 6,584.28 | | | | 2,428.54 |
| HEATHCOTE | PAUL MCLEAY | ALLOCATION 2010/11 | 61,824.00 | | | | 27,125.25 | | | | 14,113.78 |
| | | C/FORWARD 2009/10 | | | | | 11,836.21 | | | | N/A |
| | | TOTAL AVAIL 2010/11 | 61,824.00 | | | | 38,961.46 | | | | 14,113.78 |
| | | EXPENDED CLAIMED | 61,824.00 | | | | 36,728.23 | 86.37 | | 559.50 | 14,066.59 |
| | | | | | | | 2,233.23 | | | | 47.19 |
| HEFFRON | KRISTINA KENEALLY | ALLOCATION 2010/11 | 66,031.00 | | | | 26,061.36 | | | | 14,113.78 |
| | | C/FORWARD 2009/10 | | | | | 22,067.09 | | | | N/A |
| | | TOTAL AVAIL 2010/11 | 66,031.00 | | | | 48,128.45 | | | | 14,113.78 |
| | | EXPENDED CLAIMED | 66,030.99 | | | | 42,565.33 | 17.73 | | 20.91 | 1,824.06 |
| | | | 0.01 | | | | 5,563.12 | | | | 12,289.72 |
| HORNSEY | JUDY HOPWOOD | ALLOCATION 2010/11 | 48,628.42 | | | | 23,708.83 | | | | 14,113.78 |
| | | C/FORWARD 2009/10 | | | | | 6,625.30 | | | | N/A |
| | | TOTAL AVAIL 2010/11 | 48,628.42 | | | | 30,334.13 | | | | 14,113.78 |
| | | EXPENDED CLAIMED | 40,664.72 | | | | 20,024.58 | 702.57 | | | 11,277.33 |
| | | | 7,963.70 | | | | 10,309.55 | | | | 2,836.45 |
| KEIRA | DAVID CAMPBELL | ALLOCATION 2010/11 | 45,345.60 | | | | 26,528.34 | | | | 14,113.78 |
| | | C/FORWARD 2009/10 | | | | | 32,152.52 | | | | N/A |
| | | TOTAL AVAIL 2010/11 | 45,345.60 | | | | 58,680.86 | | | | 14,113.78 |
| | | EXPENDED CLAIMED | 43,086.79 | | | | 25,843.86 | | | | 13,991.36 |
| | | | 2,258.81 | | | | 32,837.00 | | | | 122.42 |
| KIAMA | MATTHEW BROWN | ALLOCATION 2010/11 | 63,865.00 | | | | 30,731.17 | | | | 14,113.78 |
| | | C/FORWARD 2009/10 | | | | | 35,662.43 | | | | N/A |
| | | TOTAL AVAIL 2010/11 | 63,865.00 | | | | 66,393.60 | | | | 14,113.78 |
| | | EXPENDED CLAIMED | 63,864.99 | | 6,426.00 | | 53,413.07 | 1,052.26 | | 927.22 | 12,190.74 |
| | | | 0.01 | | | | 12,980.53 | | | | 1,923.04 |
| KOGARAH | CHERIE BURTON | ALLOCATION 2010/11 | 63,872.00 | | | | 23,708.83 | | | | 14,113.78 |
| | | C/FORWARD 2009/10 | | | | | 20,379.30 | | | | N/A |
| | | TOTAL AVAIL 2010/11 | 63,872.00 | | | | 44,088.13 | | | | 14,113.78 |
| | | EXPENDED CLAIMED | 55,548.54 | | | | 44,026.64 | | | | 14,004.69 |
| | | | 8,323.46 | | | | 61.49 | | | | 109.09 |
| KU-RING-GAI | BARRY O'FARRELL | ALLOCATION 2010/11 | 63,527.00 | | | | 42,051.05 | | | | 14,113.78 |
| | | C/FORWARD 2009/10 | | | | | 35,487.28 | | | | N/A |
| | | TOTAL AVAIL 2010/11 | 63,527.00 | | | | 77,538.33 | | | | 14,113.78 |
| | | EXPENDED CLAIMED | 59,533.22 | | | | 62,472.87 | 7,278.61 | 1,058.37 | | 12,914.44 |
| | | | 3,993.78 | | | | 15,065.46 | | | | 1,199.34 |

| ELECTORATE | MEMBER | DESCRIPTION | ELECTORATE MAILOUT ACCOUNT | COMMITTEE ALLOWANCE | MEMBERS' ELECTORATE TO SYDNEY TRAVEL | CHARTER TRANSPORT ALLOWANCE | LOGISTIC SUPPORT ALLOCATION (USA) TOTAL | MEMBERS' LSA TRAVEL | SPOUSE/ APPROVED RELATIVE LSA TRAVEL | MEMBERS' STAFF LSA TRAVEL | ADDITIONAL TEMPORARY STAFF |
|---------------------|-----------------|---------------------|-------------------------------|------------------------|--|-----------------------------------|---|------------------------|--|------------------------------|-------------------------------|
| LAKE MACQUARIE | GREG PIPER | ALLOCATION 2010/11 | 62,937.00 | | | | 27,704.60 | | | | |
| | | C/FORWARD 2009/10 | | | | | 54,505.05 | | | | |
| | | TOTAL AVAIL 2010/11 | 62,937.00 | | | | 82,209.65 | | | | |
| | | EXPENDED CLAIMED | 48,366.73 | | 2,035.00 | | 14,065.93 | | | 2,639.96 | |
| | | | 14,570.27 | | | 68,143.72 | | | | | |
| LAKEMBA | ROBERT FUROLO | ALLOCATION 2010/11 | 66,201.00 | | | | 26,061.36 | | | | 14,113.78 |
| | | C/FORWARD 2009/10 | | | | | 26,200.41 | | | | N/A |
| | | TOTAL AVAIL 2010/11 | 66,201.00 | | | | 52,261.77 | | | | 14,113.78 |
| | | EXPENDED CLAIMED | 48,708.42 | | | | 23,806.18 | | | | 10,098.34 |
| | | | 17,492.58 | | | 28,455.59 | | | | 4,015.44 | |
| LANE COVE | ANTHONY ROBERTS | ALLOCATION 2010/11 | 61,719.00 | | | | 23,708.83 | | | | 14,113.78 |
| | | C/FORWARD 2009/10 | | | | | 3,229.24 | | | | N/A |
| | | TOTAL AVAIL 2010/11 | 61,719.00 | | | | 26,938.07 | | | | 14,113.78 |
| | | EXPENDED CLAIMED | 41,188.42 | | | | 23,787.64 | 3,207.58 | 572.14 | | 13,230.14 |
| | | | 20,530.58 | | | 3,150.43 | | | | 883.64 | |
| LISMORE | THOMAS GEORGE | ALLOCATION 2010/11 | 64,163.00 | | | | 30,731.17 | | | | 14,113.78 |
| | | C/FORWARD 2009/10 | | | | | 5,489.17 | | | | N/A |
| | | TOTAL AVAIL 2010/11 | 64,163.00 | | | | 36,220.34 | | | | 14,113.78 |
| | | EXPENDED CLAIMED | 43,985.27 | | 16,266.21 | | 35,698.72 | 10,940.58 | 3,060.46 | 996.02 | 12,035.15 |
| | | | 20,177.73 | | | 521.62 | | | | 2,078.63 | |
| LIVERPOOL | PAUL LYNCH | ALLOCATION 2010/11 | 64,130.00 | | | | 26,061.36 | | | | 14,113.78 |
| | | C/FORWARD 2009/10 | | | | | 23,330.82 | | | | N/A |
| | | TOTAL AVAIL 2010/11 | 64,130.00 | | | | 49,392.18 | | | | 14,113.78 |
| | | EXPENDED CLAIMED | 23,021.42 | | | | 24,691.96 | | | | 7,531.51 |
| | | | 41,108.58 | | | 24,700.22 | | | | 6,582.27 | |
| LONDONDERRY | ALLAN SHEARAN | ALLOCATION 2010/11 | 60,325.00 | | | | 26,061.36 | | | | 14,113.78 |
| | | C/FORWARD 2009/10 | | | | | 37,800.36 | | | | N/A |
| | | TOTAL AVAIL 2010/11 | 60,325.00 | | | | 63,861.72 | | | | 14,113.78 |
| | | EXPENDED CLAIMED | 33,881.91 | | | | 44,242.28 | | | | 5,687.57 |
| | | | 26,443.09 | | | 19,619.44 | | | | 8,426.21 | |
| MACQUARIE FIELDS | ANDREW MCDONALD | ALLOCATION 2010/11 | 65,589.00 | | | | 26,061.36 | | | | 14,113.78 |
| | | C/FORWARD 2009/10 | | | | | 27,963.69 | | | | N/A |
| | | TOTAL AVAIL 2010/11 | 65,589.00 | | | | 54,025.05 | | | | 14,113.78 |
| | | EXPENDED CLAIMED | 48,313.51 | | | | 11,546.76 | 184.01 | | | 7,407.84 |
| | | | 17,275.49 | | | 42,478.29 | | | | 6,705.94 | |

| ELECTORATE | MEMBER | DESCRIPTION | ELECTORATE MAILOUT ACCOUNT | COMMITTEE ALLOWANCE | MEMBERS' ELECTORATE TO SYDNEY TRAVEL | CHARTER TRANSPORT ALLOWANCE | LOGISTIC SUPPORT ALLOCATION (LSA) TOTAL | MEMBERS' LSA TRAVEL | SPOUSE/ APPROVED RELATIVE LSA TRAVEL | MEMBERS' STAFF LSA TRAVEL | ADDITIONAL TEMPORARY STAFF |
|--------------|------------------|---------------------|-------------------------------|------------------------|--|-----------------------------------|---|------------------------|--|------------------------------|-------------------------------|
| MAITLAND | FRANK TEREZINI | ALLOCATION 2010/11 | 66,037.00 | | | | 30,731.17 | | | | 14,113.78 |
| | | C/FORWARD 2009/10 | | | | | 41,045.56 | | | | N/A |
| | | TOTAL AVAIL 2010/11 | 66,037.00 | | | | 71,776.73 | | | | 14,113.78 |
| | | EXPENDED CLAIMED | 51,238.23 | | | | 39,485.70 | | | | 10,829.71 |
| | | | 14,798.77 | | | | 32,291.03 | | | | 3,284.07 |
| MANLY | MIKE BAIRD | ALLOCATION 2010/11 | 61,169.00 | | | | 23,708.83 | | | | 14,113.78 |
| | | C/FORWARD 2009/10 | | | | | 6,085.52 | | | | N/A |
| | | TOTAL AVAIL 2010/11 | 61,169.00 | | | | 29,794.35 | | | | 14,113.78 |
| | | EXPENDED CLAIMED | 56,694.69 | | | | 17,543.46 | 2,716.10 | | 322.78 | 13,118.87 |
| | | | 4,474.31 | | | | 12,250.89 | | | | 994.91 |
| MAROUBRA | MICHAEL DALEY | ALLOCATION 2010/11 | 63,740.00 | | | | 26,061.36 | | | | 14,113.78 |
| | | C/FORWARD 2009/10 | | | | | 15,443.50 | | | | N/A |
| | | TOTAL AVAIL 2010/11 | 63,740.00 | | | | 41,504.86 | | | | 14,113.78 |
| | | EXPENDED CLAIMED | 63,740.00 | | | | 41,504.86 | | | | 10,099.46 |
| | | | | | | | | | | | 4,014.32 |
| MARRICKVILLE | CARMEL TEBBUTT | ALLOCATION 2010/11 | 64,540.00 | | | | 26,061.36 | | | | 14,113.78 |
| | | C/FORWARD 2009/10 | | | | | 9,066.15 | | | | N/A |
| | | TOTAL AVAIL 2010/11 | 64,540.00 | | | | 35,127.51 | | | | 14,113.78 |
| | | EXPENDED CLAIMED | 42,744.96 | | | | 25,983.53 | | | 31.82 | 13,835.94 |
| | | | 21,795.04 | | | | 9,143.98 | | | | 277.84 |
| MENAI | ALISON MEGARRITY | ALLOCATION 2010/11 | 46,132.71 | | | | 26,061.36 | | | | 14,113.78 |
| | | C/FORWARD 2009/10 | | | | | 65,298.16 | | | | N/A |
| | | TOTAL AVAIL 2010/11 | 46,132.71 | | | | 91,359.52 | | | | 14,113.78 |
| | | EXPENDED CLAIMED | 31,944.79 | | | | 7,718.79 | 727.90 | 328.29 | | 6,934.25 |
| | | | 14,187.92 | | | | 83,640.73 | | | | 7,179.53 |
| MIRANDA | BARRY COLLIER | ALLOCATION 2010/11 | 44,395.48 | | | | 26,061.36 | | | | 14,113.78 |
| | | C/FORWARD 2009/10 | | | | | 23,941.28 | | | | N/A |
| | | TOTAL AVAIL 2010/11 | 44,395.48 | | | | 50,002.64 | | | | 14,113.78 |
| | | EXPENDED CLAIMED | 40,988.86 | | | | 29,069.72 | 192.05 | | | 9,508.59 |
| | | | 3,406.62 | | | | 20,932.92 | | | | 4,605.19 |
| MONARO | STEVE WHAN | ALLOCATION 2010/11 | 63,242.00 | | | 5,271.89 | 30,731.17 | | | | 14,113.78 |
| | | C/FORWARD 2009/10 | | | | | 56,688.80 | | | | N/A |
| | | TOTAL AVAIL 2010/11 | 63,242.00 | | | 5,271.89 | 87,419.97 | | | | 14,113.78 |
| | | EXPENDED CLAIMED | 36,958.52 | | 25,886.88 | | 19,250.33 | 1,601.06 | | 170.25 | 9,065.42 |
| | | | 26,283.48 | | | 5,271.89 | 68,169.64 | | | | 5,048.36 |
| MOUNT DRUITT | RICHARD AMERY | ALLOCATION 2010/11 | 61,317.00 | | | | 26,061.36 | | | | 14,113.78 |
| | | C/FORWARD 2009/10 | | | | | 31,422.93 | | | | N/A |
| | | TOTAL AVAIL 2010/11 | 61,317.00 | | | | 57,484.29 | | | | 14,113.78 |
| | | EXPENDED CLAIMED | 13,333.66 | | | | 22,332.08 | 5.46 | | | 12,618.30 |
| | | | 47,983.34 | | | | 35,152.21 | | | | 1,495.48 |

| ELECTORATE | MEMBER | DESCRIPTION | ELECTORATE MAILOUT ACCOUNT | COMMITTEE ALLOWANCE | MEMBERS' ELECTORATE TO SYDNEY TRAVEL | CHARTER TRANSPORT ALLOWANCE | LOGISTIC SUPPORT ALLOCATION (LSA) TOTAL | MEMBERS' LSA TRAVEL | SPOUSE/ APPROVED RELATIVE LSA TRAVEL | MEMBERS' STAFF LSA TRAVEL | ADDITIONAL TEMPORARY STAFF |
|------------------------|-----------------|---------------------|-------------------------------|------------------------|--|-----------------------------------|---|------------------------|--|------------------------------|-------------------------------|
| MULGOA | DIANE BEAMER | ALLOCATION 2010/11 | 45,969.71 | | | | 23,708.83 | | | | 14,113.78 |
| | | C/FORWARD 2009/10 | | | | | 47,338.45 | | | | N/A |
| | | TOTAL AVAIL 2010/11 | 45,969.71 | | | | 71,047.28 | | | | 14,113.78 |
| | | EXPENDED CLAIMED | 14,268.06 | | | | 9,830.06 | | | | 6,824.51 |
| | | | 31,701.65 | | | | 61,217.22 | | | | 7,289.27 |
| MURRAY-DARLING | JOHN WILLIAMS | ALLOCATION 2010/11 | 59,774.00 | | | 15,925.81 | 30,225.27 | | | | 14,113.78 |
| | | C/FORWARD 2009/10 | | | | | 31,002.32 | | | | N/A |
| | | TOTAL AVAIL 2010/11 | 59,774.00 | | | 15,925.81 | 61,227.59 | | | | 14,113.78 |
| | | EXPENDED CLAIMED | 58,329.46 | | 11,979.04 | 13,715.47 | 23,821.74 | 4,541.24 | 901.00 | 831.08 | 12,659.89 |
| | | | 1,444.54 | | 2,210.34 | 37,405.85 | | | | 1,453.89 | |
| MURRUMBIDGEE | ADRIAN PICCOLI | ALLOCATION 2010/11 | 61,495.00 | | | 8,612.71 | 33,502.95 | | | | 14,113.78 |
| | | C/FORWARD 2009/10 | | | | | 18,085.64 | | | | N/A |
| | | TOTAL AVAIL 2010/11 | 61,495.00 | | | 8,612.71 | 51,588.59 | | | | 14,113.78 |
| | | EXPENDED CLAIMED | 51,491.77 | | 18,292.89 | | 44,357.79 | 19,073.21 | 1,490.49 | 505.73 | 13,277.18 |
| | | | 10,003.23 | | 8,612.71 | 7,230.80 | | | | 836.60 | |
| MYALL LAKES | JOHN TURNER | ALLOCATION 2010/11 | 46,911.75 | | | | 28,378.64 | | | | 14,113.78 |
| | | C/FORWARD 2009/10 | | | | | 32,175.41 | | | | N/A |
| | | TOTAL AVAIL 2010/11 | 46,911.75 | | | | 60,554.05 | | | | 14,113.78 |
| | | EXPENDED CLAIMED | 23,580.45 | 2,728.10 | 12,002.46 | | 27,656.21 | 9,096.25 | 4,916.31 | 767.84 | 8,152.34 |
| | | | 23,331.30 | | | 32,897.84 | | | | 5,961.44 | |
| NEWCASTLE | JODI MCKAY | ALLOCATION 2010/11 | 61,844.00 | | | | 28,880.87 | | | | 14,113.78 |
| | | C/FORWARD 2009/10 | | | | | 29,504.86 | | | | N/A |
| | | TOTAL AVAIL 2010/11 | 61,844.00 | | | | 58,385.73 | | | | 14,113.78 |
| | | EXPENDED CLAIMED | 56,988.93 | | 5,661.02 | | 11,621.87 | | | | 13,941.69 |
| | | | 4,855.07 | | | 46,763.86 | | | | 172.09 | |
| NORTH SHORE | JILLIAN SKINNER | ALLOCATION 2010/11 | 65,022.00 | | | | 26,431.42 | | | | 14,113.78 |
| | | C/FORWARD 2009/10 | | | | | 31,800.64 | | | | N/A |
| | | TOTAL AVAIL 2010/11 | 65,022.00 | | | | 58,232.06 | | | | 14,113.78 |
| | | EXPENDED CLAIMED | 60,889.15 | | | | 31,713.85 | 6,435.55 | | | 11,572.40 |
| | | | 4,132.85 | | | 26,518.21 | | | | 2,541.38 | |
| NORTHERN TABLELANDS | RICHARD TORBAY | ALLOCATION 2010/11 | 64,618.00 | | | 8,612.71 | 41,344.15 | | | | |
| | | C/FORWARD 2009/10 | | | | | 43,520.97 | | | | |
| | | TOTAL AVAIL 2010/11 | 64,618.00 | | | 8,612.71 | 84,865.12 | | | | |
| | | EXPENDED CLAIMED | 36,190.16 | | 13,252.13 | 3,955.00 | 34,805.79 | 3,151.50 | 8,075.03 | 1,086.36 | |
| | | | 28,427.84 | | 4,657.71 | 50,059.33 | | | | | |

| ELECTORATE | MEMBER | DESCRIPTION | ELECTORATE MAILOUT ACCOUNT | COMMITTEE ALLOWANCE | MEMBERS' ELECTORATE TO SYDNEY TRAVEL | CHARTER TRANSPORT ALLOWANCE | LOGISTIC SUPPORT ALLOCATION (LSA) TOTAL | MEMBERS' LSA TRAVEL | SPOUSE/ APPROVED RELATIVE LSA TRAVEL | MEMBERS' STAFF LSA TRAVEL | ADDITIONAL TEMPORARY STAFF |
|----------------|-----------------|---------------------|-------------------------------|------------------------|--|-----------------------------------|---|------------------------|--|------------------------------|-------------------------------|
| OATLEY | KEVIN GREENE | ALLOCATION 2010/11 | 62,605.00 | | | | 26,061.36 | | | | 14,113.78 |
| | | C/FORWARD 2009/10 | | | | | 42,644.46 | | | | N/A |
| | | TOTAL AVAIL 2010/11 | 62,605.00 | | | | 68,705.82 | | | | 14,113.78 |
| | | EXPENDED CLAIMED | 62,605.00 | | | | 57,751.51 | | | | 14,067.13 |
| | | | | | | | 10,954.31 | | | | 46.65 |
| ORANGE | RUSSELL TURNER | ALLOCATION 2010/11 | 45,963.10 | | | | 28,378.64 | | | | 14,113.78 |
| | | C/FORWARD 2009/10 | | | | | 47,314.82 | | | | N/A |
| | | TOTAL AVAIL 2010/11 | 45,963.10 | | | | 75,693.46 | | | | 14,113.78 |
| | | EXPENDED CLAIMED | 41,767.02 | 5,796.00 | | 15,169.53 | 2,784.75 | 1,935.89 | 626.07 | 14,083.30 | |
| | | | 4,196.08 | | | 60,523.93 | | | | 30.48 | |
| OXLEY | ANDREW STONER | ALLOCATION 2010/11 | 61,837.00 | | | | 33,475.78 | | | | 14,113.78 |
| | | C/FORWARD 2009/10 | | | | | 6,917.57 | | | | N/A |
| | | TOTAL AVAIL 2010/11 | 61,837.00 | | | | 40,393.35 | | | | 14,113.78 |
| | | EXPENDED CLAIMED | 58,911.82 | 25,306.29 | | 38,323.33 | 1,550.90 | 8,163.71 | | 9,875.01 | |
| | | | 2,925.18 | | | 2,070.02 | | | | 4,238.77 | |
| PARRAMATTA | TANYA GADIEL | ALLOCATION 2010/11 | 47,751.73 | | | | 26,061.36 | | | | 14,113.78 |
| | | C/FORWARD 2009/10 | | | | | 3,726.69 | | | | N/A |
| | | TOTAL AVAIL 2010/11 | 47,751.73 | | | | 29,788.05 | | | | 14,113.78 |
| | | EXPENDED CLAIMED | 15,807.35 | | | 26,054.66 | | | 8.37 | 13,789.52 | |
| | | | 31,944.38 | | | 3,733.39 | | | | 324.26 | |
| PENRITH | STUART AYRES | ALLOCATION 2010/11 | 59,982.00 | | | | 23,708.83 | | | | 14,113.78 |
| | | C/FORWARD 2009/10 | | | | | 1,021.68 | | | | N/A |
| | | TOTAL AVAIL 2010/11 | 59,982.00 | | | | 24,730.51 | | | | 14,113.78 |
| | | EXPENDED CLAIMED | 59,977.96 | | | 21,711.45 | | | 8.68 | 6,356.23 | |
| | | | 4.04 | | | 3,019.06 | | | | 7,757.55 | |
| PITTWATER | ROB STOKES | ALLOCATION 2010/11 | 62,271.00 | | | | 23,708.83 | | | | 14,113.78 |
| | | C/FORWARD 2009/10 | | | | | 11,546.47 | | | | N/A |
| | | TOTAL AVAIL 2010/11 | 62,271.00 | | | | 35,255.30 | | | | 14,113.78 |
| | | EXPENDED CLAIMED | 58,051.84 | | | 17,171.60 | 1,420.70 | | | 3,655.99 | |
| | | | 4,219.16 | | | 18,083.70 | | | | 10,457.79 | |
| PORT MACQUARIE | PETER BESSELING | ALLOCATION 2010/11 | 62,128.00 | | | | 29,554.90 | | | | |
| | | C/FORWARD 2009/10 | | | | | 15,580.00 | | | | |
| | | TOTAL AVAIL 2010/11 | 62,128.00 | | | | 45,134.90 | | | | |
| | | EXPENDED CLAIMED | 39,300.83 | 7,241.50 | | 25,511.43 | 6,776.11 | | 2,685.98 | | |
| | | | 22,827.17 | | | 19,623.47 | | | | | |
| PORT STEPHENS | CRAIG BAUMANN | ALLOCATION 2010/11 | 62,369.00 | | | | 28,378.64 | | | | 14,113.78 |
| | | C/FORWARD 2009/10 | | | | | 17,072.00 | | | | N/A |
| | | TOTAL AVAIL 2010/11 | 62,369.00 | | | | 45,450.64 | | | | 14,113.78 |
| | | EXPENDED CLAIMED | 56,270.04 | 4,453.50 | | 23,956.22 | | 487.62 | 244.20 | 13,610.87 | |
| | | | 6,098.96 | | | 21,494.42 | | | | 502.91 | |

| ELECTORATE | MEMBER | DESCRIPTION | ELECTORATE MAILOUT ACCOUNT | COMMITTEE ALLOWANCE | MEMBERS' ELECTORATE TO SYDNEY TRAVEL | CHARTER TRANSPORT ALLOWANCE | LOGISTIC SUPPORT ALLOCATION (USA) TOTAL | MEMBERS' LSA TRAVEL | SPOUSE/ APPROVED RELATIVE LSA TRAVEL | MEMBERS' STAFF LSA TRAVEL | ADDITIONAL TEMPORARY STAFF |
|--------------|------------------|---------------------|-------------------------------|------------------------|--|-----------------------------------|---|------------------------|--|------------------------------|-------------------------------|
| RIVERSTONE | JOHN AQUILINA | ALLOCATION 2010/11 | 51,738.68 | | | | 26,061.36 | | | | 14,113.78 |
| | | C/FORWARD 2009/10 | | | | | 10,449.93 | | | | N/A |
| | | TOTAL AVAIL 2010/11 | 51,738.68 | | | | 36,511.29 | | | | 14,113.78 |
| | | EXPENDED CLAIMED | 15,664.88 | | | | 30,146.58 | 2,680.54 | 754.51 | | 13,022.42 |
| | | | 36,073.80 | | | | 6,364.71 | | | | 1,091.36 |
| ROCKDALE | FRANK SARTOR | ALLOCATION 2010/11 | 46,416.13 | | | | 26,061.36 | | | | 14,113.78 |
| | | C/FORWARD 2009/10 | | | | | 5,560.73 | | | | N/A |
| | | TOTAL AVAIL 2010/11 | 46,416.13 | | | | 31,622.09 | | | | 14,113.78 |
| | | EXPENDED CLAIMED | 28,864.71 | | | | 13,747.22 | | | | 4,146.37 |
| | | | 17,551.42 | | | | 17,874.87 | | | | 9,967.41 |
| RYDE | VICTOR DOMINELLO | ALLOCATION 2010/11 | 61,365.00 | | | | 23,708.83 | | | | 14,113.78 |
| | | C/FORWARD 2009/10 | | | | | 10,707.47 | | | | N/A |
| | | TOTAL AVAIL 2010/11 | 61,365.00 | | | | 34,416.30 | | | | 14,113.78 |
| | | EXPENDED CLAIMED | 53,533.31 | 2,728.10 | | | 26,170.80 | | | | 14,042.22 |
| | | | 7,831.69 | | | | 8,245.50 | | | | 71.56 |
| SHELLHARBOUR | LYLEA MCMAHON | ALLOCATION 2010/11 | 46,090.86 | | | | 28,880.87 | | | | 14,113.78 |
| | | C/FORWARD 2009/10 | | | | | 8,494.54 | | | | N/A |
| | | TOTAL AVAIL 2010/11 | 46,090.86 | | | | 37,375.41 | | | | 14,113.78 |
| | | EXPENDED CLAIMED | 37,947.76 | | 1,160.32 | | 21,613.47 | 1,781.54 | 1,303.59 | 1,387.69 | 13,790.14 |
| | | | 8,143.10 | | | | 15,761.94 | | | | 323.64 |
| SMITHFIELD | NINOS KHOSHABA | ALLOCATION 2010/11 | 66,486.00 | | | | 26,061.36 | | | | 14,113.78 |
| | | C/FORWARD 2009/10 | | | | | 60,853.92 | | | | N/A |
| | | TOTAL AVAIL 2010/11 | 66,486.00 | | | | 86,915.28 | | | | 14,113.78 |
| | | EXPENDED CLAIMED | 47,667.56 | | | | 69,644.06 | | | | 12,998.86 |
| | | | 18,818.44 | | | | 17,271.22 | | | | 1,114.92 |
| SOUTH COAST | SHELLEY HANCOCK | ALLOCATION 2010/11 | 63,556.00 | | | | 28,378.64 | | | | 14,113.78 |
| | | C/FORWARD 2009/10 | | | | | 4,817.59 | | | | N/A |
| | | TOTAL AVAIL 2010/11 | 63,556.00 | | | | 33,196.23 | | | | 14,113.78 |
| | | EXPENDED CLAIMED | 62,178.10 | | 3,570.00 | | 29,397.03 | 468.75 | | 237.54 | 8,707.65 |
| | | | 1,377.90 | | | | 3,799.20 | | | | 5,406.13 |
| STRATHFIELD | VIRGINIA JUDGE | ALLOCATION 2010/11 | 63,012.00 | | | | 26,061.36 | | | | 14,113.78 |
| | | C/FORWARD 2009/10 | | | | | 22,673.63 | | | | N/A |
| | | TOTAL AVAIL 2010/11 | 63,012.00 | | | | 48,734.99 | | | | 14,113.78 |
| | | EXPENDED CLAIMED | 59,655.45 | | | | 41,068.20 | | | 7.28 | 13,711.00 |
| | | | 3,356.55 | | | | 7,666.79 | | | | 402.78 |
| SWANSEA | ROBERT COOMBS | ALLOCATION 2010/11 | 63,947.00 | | | | 28,880.87 | | | | 14,113.78 |
| | | C/FORWARD 2009/10 | | | | | 19,338.57 | | | | N/A |
| | | TOTAL AVAIL 2010/11 | 63,947.00 | | | | 48,219.44 | | | | 14,113.78 |
| | | EXPENDED CLAIMED | 60,828.32 | | 2,835.00 | | 20,574.63 | 172.78 | | 9.82 | 14,057.54 |
| | | | 3,118.68 | | | | 27,644.81 | | | | 56.24 |

| ELECTORATE | MEMBER | DESCRIPTION | ELECTORATE MAILOUT ACCOUNT | COMMITTEE ALLOWANCE | MEMBERS' ELECTORATE TO SYDNEY TRAVEL | CHARTER TRANSPORT ALLOWANCE | LOGISTIC SUPPORT ALLOCATION (LSA) TOTAL | MEMBERS' LSA TRAVEL | SPOUSE/ APPROVED RELATIVE LSA TRAVEL | MEMBERS' STAFF LSA TRAVEL | ADDITIONAL TEMPORARY STAFF |
|--------------|----------------|---------------------|-------------------------------|------------------------|--|-----------------------------------|---|------------------------|--|------------------------------|-------------------------------|
| SYDNEY | CLOVER MOORE | ALLOCATION 2010/11 | 68,290.00 | | | | 24,885.09 | | | | |
| | | C/FORWARD 2009/10 | | | | | 10,312.49 | | | | |
| | | TOTAL AVAIL 2010/11 | 68,290.00 | | | | 35,197.58 | | | | |
| | | EXPENDED CLAIMED | 68,290.00 | | | | 22,477.46 | 337.64 | | 1,684.34 | |
| | | | | | | | | 12,720.12 | | | |
| TAMWORTH | PETER DRAPER | ALLOCATION 2010/11 | 62,985.00 | | | | 29,554.90 | | | | |
| | | C/FORWARD 2009/10 | | | | | 14,503.50 | | | | |
| | | TOTAL AVAIL 2010/11 | 62,985.00 | | | | 44,058.40 | | | | |
| | | EXPENDED CLAIMED | 40,261.83 | 2,728.10 | 9,666.55 | 32,496.50 | 2,838.31 | | | | |
| | | | 22,723.17 | | | | 11,561.90 | | | | |
| TERRIGAL | CHRIS HARTCHER | ALLOCATION 2010/11 | 61,699.00 | | | | 26,528.34 | | | | 14,113.78 |
| | | C/FORWARD 2009/10 | | | | | 3,761.82 | | | | N/A |
| | | TOTAL AVAIL 2010/11 | 61,699.00 | | | | 30,290.16 | | | | 14,113.78 |
| | | EXPENDED CLAIMED | 39,982.81 | | | | 28,958.33 | 4,866.94 | | 1,056.00 | 13,952.35 |
| | | | 21,716.19 | | | | 1,331.83 | | | | 161.43 |
| THE ENTRANCE | GRANT MCBRIDE | ALLOCATION 2010/11 | 46,499.84 | | | | 28,880.87 | | | | 14,113.78 |
| | | C/FORWARD 2009/10 | | | | | 68,224.67 | | | | N/A |
| | | TOTAL AVAIL 2010/11 | 46,499.84 | | | | 97,105.54 | | | | 14,113.78 |
| | | EXPENDED CLAIMED | 23,954.52 | | 2,828.28 | | 17,709.79 | | | | 1,595.44 |
| | | | 22,545.32 | | | | 79,395.75 | | | | 12,518.34 |
| TOONGABBIE | NATHAN REES | ALLOCATION 2010/11 | 62,967.00 | | | | 23,708.83 | | | | 14,113.78 |
| | | C/FORWARD 2009/10 | | | | | 54,767.02 | | | | N/A |
| | | TOTAL AVAIL 2010/11 | 62,967.00 | | | | 78,475.85 | | | | 14,113.78 |
| | | EXPENDED CLAIMED | 35,112.97 | | | | 60,825.49 | | | | 10,875.37 |
| | | | 27,854.03 | | | | 17,650.36 | | | | 3,238.41 |
| TWEED | GEOFF PROVEST | ALLOCATION 2010/11 | 61,445.00 | | | | 28,378.64 | | | | 14,113.78 |
| | | C/FORWARD 2009/10 | | | | | 18,351.66 | | | | N/A |
| | | TOTAL AVAIL 2010/11 | 61,445.00 | | | | 46,730.30 | | | | 14,113.78 |
| | | EXPENDED CLAIMED | 55,840.00 | | 5,659.35 | | 27,761.24 | 4,761.11 | | 747.22 | 9,611.12 |
| | | | 5,605.00 | | | | 18,969.06 | | | | 4,502.66 |
| UPPER HUNTER | GEORGE SOURIS | ALLOCATION 2010/11 | 62,830.00 | | | 8,612.71 | 30,225.27 | | | | 14,113.78 |
| | | C/FORWARD 2009/10 | | | | | 29,743.82 | | | | N/A |
| | | TOTAL AVAIL 2010/11 | 62,830.00 | | | 8,612.71 | 59,969.09 | | | | 14,113.78 |
| | | EXPENDED CLAIMED | 37,715.64 | | 12,288.72 | 3,371.22 | 40,618.97 | 12,047.23 | 5,347.84 | 393.00 | 10,421.78 |
| | | | 25,114.36 | | | 5,241.49 | 19,350.12 | | | | 3,692.00 |
| VAUCLUSE | PETER DEBNAM | ALLOCATION 2010/11 | 46,695.88 | | | | 23,708.83 | | | | 14,113.78 |
| | | C/FORWARD 2009/10 | | | | | 19,117.55 | | | | N/A |
| | | TOTAL AVAIL 2010/11 | 46,695.88 | | | | 42,826.38 | | | | 14,113.78 |
| | | EXPENDED CLAIMED | 19,891.00 | | | | 18,691.05 | | | | 13,115.91 |
| | | | 26,804.88 | | | | 24,135.33 | | | | 997.87 |

| ELECTORATE | MEMBER | DESCRIPTION | ELECTORATE MAILOUT ACCOUNT | COMMITTEE ALLOWANCE | MEMBERS' ELECTORATE TO SYDNEY TRAVEL | CHARTER TRANSPORT ALLOWANCE | LOGISTIC SUPPORT ALLOCATION (USA) TOTAL | MEMBERS' LSA TRAVEL | SPOUSE/ APPROVED RELATIVE LSA TRAVEL | MEMBERS' STAFF LSA TRAVEL | ADDITIONAL TEMPORARY STAFF |
|-------------|--------------------|---------------------|-------------------------------|------------------------|--|-----------------------------------|---|------------------------|--|------------------------------|-------------------------------|
| WAGGA WAGGA | DARYL MAGUIRE | ALLOCATION 2010/11 | 64,211.00 | | | | 30,731.17 | | | | 14,113.78 |
| | | C/FORWARD 2009/10 | | | | | 2,159.32 | | | | N/A |
| | | TOTAL AVAIL 2010/11 | 64,211.00 | | | | 32,890.49 | | | | 14,113.78 |
| | | EXPENDED CLAIMED | 59,166.79 | | 11,111.96 | | 31,639.92 | 1,664.52 | | 403.47 | 10,619.69 |
| | | | 5,044.21 | | | | 1,250.57 | | | 3,494.09 | |
| WAKEHURST | BRAD HAZZARD | ALLOCATION 2010/11 | 64,513.00 | | | | 23,708.83 | | | | 14,113.78 |
| | | C/FORWARD 2009/10 | | | | | 15,550.32 | | | | N/A |
| | | TOTAL AVAIL 2010/11 | 64,513.00 | | | | 39,259.15 | | | | 14,113.78 |
| | | EXPENDED CLAIMED | 52,468.22 | | | | 19,367.41 | 5,472.85 | 439.32 | | 13,842.75 |
| | | | 12,044.78 | | | | 19,891.74 | | | 271.03 | |
| WALLSEND | SONIA HORNER | ALLOCATION 2010/11 | 61,122.00 | | | | 28,880.87 | | | | 14,113.78 |
| | | C/FORWARD 2009/10 | | | | | 15,616.79 | | | | N/A |
| | | TOTAL AVAIL 2010/11 | 61,122.00 | | | | 44,497.66 | | | | 14,113.78 |
| | | EXPENDED CLAIMED | 20,010.03 | | 3,952.34 | | 24,103.82 | 10.10 | | | 13,541.09 |
| | | | 41,111.97 | | | | 20,393.84 | | | 572.69 | |
| WILLOUGHBY | GLADYS BEREJIKLIAN | ALLOCATION 2010/11 | 63,486.00 | | | | 23,708.83 | | | | 14,113.78 |
| | | C/FORWARD 2009/10 | | | | | 3,443.00 | | | | N/A |
| | | TOTAL AVAIL 2010/11 | 63,486.00 | | | | 27,151.83 | | | | 14,113.78 |
| | | EXPENDED CLAIMED | 40,714.31 | | | | 22,145.13 | 682.53 | | | 12,860.91 |
| | | | 22,771.69 | | | | 5,006.70 | | | 1,252.87 | |
| WOLLONDILLY | PHILIP COSTA | ALLOCATION 2010/11 | 63,852.00 | | | | 28,880.87 | | | | 14,113.78 |
| | | C/FORWARD 2009/10 | | | | | 49,627.26 | | | | N/A |
| | | TOTAL AVAIL 2010/11 | 63,852.00 | | | | 78,508.13 | | | | 14,113.78 |
| | | EXPENDED CLAIMED | 56,145.67 | | | | 7,792.77 | 14.19 | | 14.19 | 4,165.84 |
| | | | 7,706.33 | | | | 70,715.36 | | | 9,947.94 | |
| WOLLONGONG | NOREEN HAY | ALLOCATION 2010/11 | 64,497.00 | | | | 28,880.87 | | | | 14,113.78 |
| | | C/FORWARD 2009/10 | | | | | 93.62 | | | | N/A |
| | | TOTAL AVAIL 2010/11 | 64,497.00 | | | | 28,974.49 | | | | 14,113.78 |
| | | EXPENDED CLAIMED | 58,384.49 | | 134.68 | | 28,974.49 | | | 2,496.21 | 10,415.23 |
| | | | 6,112.51 | | | | | | | 3,698.55 | |
| WYONG | DAVID HARRIS | ALLOCATION 2010/11 | 63,478.00 | | | | 28,880.87 | | | | 14,113.78 |
| | | C/FORWARD 2009/10 | | | | | 36,061.03 | | | | N/A |
| | | TOTAL AVAIL 2010/11 | 63,478.00 | | | | 64,941.90 | | | | 14,113.78 |
| | | EXPENDED CLAIMED | 42,452.60 | | 3,581.60 | | 4,384.00 | | | | 8,310.40 |
| | | | 21,025.40 | | | | 60,557.90 | | | 5,803.38 | |

2009/10 Sydney Allowance

(May include actual expenses claimed)

54TH PARLIAMENT – FOR THE PERIOD 1 JULY 2009 TO 30 JUNE 2010

| ELECTORATE | MEMBER | DESCRIPTION | SYDNEY ALLOWANCE |
|------------|------------------|--------------------|------------------|
| ALBURY | GREG APLIN | ALLOCATION 2009/10 | 33,210.00 |
| | | ADD * | |
| | | LESS # | |
| | | | 33,210.00 |
| | | EXPENDED CLAIMED | 31,488.00 |
| | | FUNDS REMAINING | 1,722.00 |
| BALLINA | DON PAGE | ALLOCATION 2009/10 | 33,210.00 |
| | | ADD * | |
| | | LESS # | 9,594.00 |
| | | | 23,616.00 |
| | | EXPENDED CLAIMED | 23,616.00 |
| | | FUNDS REMAINING | |
| BARWON | KEVIN HUMPHRIES | ALLOCATION 2009/10 | 29,520.00 |
| | | ADD * | 2,214.00 |
| | | LESS # | |
| | | | 31,734.00 |
| | | EXPENDED CLAIMED | 31,734.00 |
| | | FUNDS REMAINING | |
| BATHURST | GERARD MARTIN | ALLOCATION 2009/10 | 34,440.00 |
| | | ADD * | |
| | | LESS # | 18,450.00 |
| | | | 15,990.00 |
| | | EXPENDED CLAIMED | 15,990.00 |
| | | FUNDS REMAINING | |
| BEGA | ANDREW CONSTANCE | ALLOCATION 2009/10 | 33,210.00 |
| | | ADD * | |
| | | LESS # | |
| | | | 33,210.00 |
| | | EXPENDED CLAIMED | 31,980.00 |
| | | FUNDS REMAINING | 1,230.00 |

| ELECTORATE | MEMBER | DESCRIPTION | SYDNEY ALLOWANCE |
|----------------|--------------------|--------------------|------------------|
| BLUE MOUNTAINS | PHIL KOPERBERG | ALLOCATION 2009/10 | 34,132.50 |
| | | ADD * | |
| | | LESS # | 28,966.50 |
| | | | 5,166.00 |
| | | EXPENDED CLAIMED | 5,166.00 |
| | | FUNDS REMAINING | |
| BURRINJUCK | KATRINA HODGKINSON | ALLOCATION 2009/10 | 24,907.50 |
| | | ADD * | 184.50 |
| | | LESS # | |
| | | | 25,092.00 |
| | | EXPENDED CLAIMED | 25,092.00 |
| | | FUNDS REMAINING | |
| CESSNOCK | KERRY HICKEY | ALLOCATION 2009/10 | 34,440.00 |
| | | ADD * | |
| | | LESS # | |
| | | | 34,440.00 |
| | | EXPENDED CLAIMED | 24,600.00 |
| | | FUNDS REMAINING | 9,840.00 |
| CHARLESTOWN | MATTHEW MORRIS | ALLOCATION 2009/10 | 34,440.00 |
| | | ADD * | |
| | | LESS # | 6,396.00 |
| | | | 28,044.00 |
| | | EXPENDED CLAIMED | 28,044.00 |
| | | FUNDS REMAINING | |
| CLARENCE | STEVE CANSDELL | ALLOCATION 2009/10 | 23,370.00 |
| | | ADD * | |
| | | LESS # | 984.00 |
| | | | 22,386.00 |
| | | EXPENDED CLAIMED | 22,386.00 |
| | | FUNDS REMAINING | |
| COFFS HARBOUR | ANDREW FRASER | ALLOCATION 2009/10 | 33,210.00 |
| | | ADD * | |
| | | LESS # | 5,904.00 |
| | | | 27,306.00 |
| | | EXPENDED CLAIMED | 27,306.00 |
| | | FUNDS REMAINING | |

* Entitlement not previously claimed

Late claims/Accounts Receivable

| ELECTORATE | MEMBER | DESCRIPTION | SYDNEY ALLOWANCE |
|------------|-------------------|--------------------|------------------|
| DUBBO | DAWN FARDELL | ALLOCATION 2009/10 | 33,210.00 |
| | | ADD * | |
| | | LESS # | 14,022.00 |
| | | | 19,188.00 |
| | | EXPENDED CLAIMED | 19,188.00 |
| | FUNDS REMAINING | | |
| GOSFORD | MARIE ANDREWS | ALLOCATION 2009/10 | 34,440.00 |
| | | ADD * | |
| | | LESS # | |
| | | | 34,440.00 |
| | | EXPENDED CLAIMED | |
| | FUNDS REMAINING | 34,440.00 | |
| GOULBURN | PRU GOWARD | ALLOCATION 2009/10 | 33,210.00 |
| | | ADD * | |
| | | LESS # | 308.14 |
| | | | 32,901.86 |
| | | EXPENDED CLAIMED | 33,210.00 |
| | FUNDS REMAINING + | -308.14 | |
| HAWKESBURY | RAY WILLIAMS | ALLOCATION 2009/10 | 14,760.04 |
| | | ADD * | |
| | | LESS # | 14,268.00 |
| | | | 492.04 |
| | | EXPENDED CLAIMED | 492.04 |
| | FUNDS REMAINING | | |
| HEATHCOTE | PAUL MCLEAY | ALLOCATION 2009/10 | 40,344.00 |
| | | ADD * | |
| | | LESS # | |
| | | | 40,344.00 |
| | | EXPENDED CLAIMED | |
| | FUNDS REMAINING | 40,344.00 | |
| KEIRA | DAVID CAMPBELL | ALLOCATION 2009/10 | 44,280.00 |
| | | ADD * | |
| | | LESS # | 8,610.00 |
| | | | 35,670.00 |
| | | EXPENDED CLAIMED | 35,670.00 |
| | FUNDS REMAINING | | |

+ The negative amount shown for the Member for Goulburn represents the difference between the allocated amount and actual expenditure, not over-expenditure. Members are entitled to claim actual expenditure for their Sydney Allowance.

| ELECTORATE | MEMBER | DESCRIPTION | SYDNEY ALLOWANCE |
|----------------|-----------------|--------------------|------------------|
| KIAMA | MATTHEW BROWN | ALLOCATION 2009/10 | 29,028.00 |
| | | ADD * | |
| | | LESS # | 2,460.00 |
| | | | 26,568.00 |
| | | EXPENDED CLAIMED | 19,188.00 |
| | FUNDS REMAINING | 7,380.00 | |
| LAKE MACQUARIE | GREG PIPER | ALLOCATION 2009/10 | 25,830.00 |
| | | ADD * | |
| | | LESS # | |
| | | | 25,830.00 |
| | | EXPENDED CLAIMED | 8,610.00 |
| | FUNDS REMAINING | 17,220.00 | |
| LISMORE | THOMAS GEORGE | ALLOCATION 2009/10 | 22,140.00 |
| | | ADD * | 7,134.00 |
| | | LESS # | |
| | | | 29,274.00 |
| | | EXPENDED CLAIMED | 29,274.00 |
| | FUNDS REMAINING | | |
| MAITLAND | FRANK TEREZINI | ALLOCATION 2009/10 | 35,670.00 |
| | | ADD * | |
| | | LESS # | |
| | | | 35,670.00 |
| | | EXPENDED CLAIMED | 17,712.00 |
| | FUNDS REMAINING | 17,958.00 | |
| MONARO | STEVE WHAN | ALLOCATION 2009/10 | 44,280.00 |
| | | ADD * | |
| | | LESS # | |
| | | | 44,280.00 |
| | | EXPENDED CLAIMED | 20,418.00 |
| | FUNDS REMAINING | 23,862.00 | |
| MURRAY-DARLING | JOHN WILLIAMS | ALLOCATION 2009/10 | 33,210.00 |
| | | ADD * | |
| | | LESS # | |
| | | | 33,210.00 |
| | | EXPENDED CLAIMED | 17,466.00 |
| | FUNDS REMAINING | 15,744.00 | |

* Entitlement not previously claimed

Late claims/Accounts Receivable

| ELECTORATE | MEMBER | DESCRIPTION | SYDNEY ALLOWANCE |
|---------------------|-----------------|--------------------|------------------|
| MURRUMBIDGEE | ADRIAN PICCOLI | ALLOCATION 2009/10 | 34,440.00 |
| | | ADD * | |
| | | LESS # | |
| | | | 34,440.00 |
| | | EXPENDED CLAIMED | 23,616.00 |
| | FUNDS REMAINING | 10,824.00 | |
| MYALL LAKES | JOHN TURNER | ALLOCATION 2009/10 | 23,370.00 |
| | | ADD * | |
| | | LESS # | 738.00 |
| | | | 22,632.00 |
| | | EXPENDED CLAIMED | 22,632.00 |
| | FUNDS REMAINING | | |
| NEWCASTLE | JODI MCKAY | ALLOCATION 2009/10 | 44,280.00 |
| | | ADD * | |
| | | LESS # | 8,364.00 |
| | | | 35,916.00 |
| | | EXPENDED CLAIMED | 27,306.00 |
| | FUNDS REMAINING | 8,610.00 | |
| NORTHERN TABLELANDS | RICHARD TORBAY | ALLOCATION 2009/10 | 44,280.00 |
| | | ADD * | |
| | | LESS # | 10,086.00 |
| | | | 34,194.00 |
| | | EXPENDED CLAIMED | 34,194.00 |
| | FUNDS REMAINING | | |
| ORANGE | RUSSELL TURNER | ALLOCATION 2009/10 | 33,210.00 |
| | | ADD * | |
| | | LESS # | |
| | | | 33,210.00 |
| | | EXPENDED CLAIMED | 13,776.00 |
| | FUNDS REMAINING | 19,434.00 | |
| OXLEY | ANDREW STONER | ALLOCATION 2009/10 | 34,440.00 |
| | | ADD * | |
| | | LESS # | 1,722.00 |
| | | | 32,718.00 |
| | | EXPENDED CLAIMED | 32,718.00 |
| | FUNDS REMAINING | | |

| ELECTORATE | MEMBER | DESCRIPTION | SYDNEY ALLOWANCE |
|----------------|-----------------|--------------------|------------------|
| PORT MACQUARIE | PETER BESSELING | ALLOCATION 2009/10 | 33,210.00 |
| | | ADD * | |
| | | LESS # | 20,910.00 |
| | | | 12,300.00 |
| | | EXPENDED CLAIMED | 12,300.00 |
| | FUNDS REMAINING | | |
| PORT STEPHENS | CRAIG BAUMANN | ALLOCATION 2009/10 | 33,210.00 |
| | | ADD * | |
| | | LESS # | 3,690.00 |
| | | | 29,520.00 |
| | | EXPENDED CLAIMED | 18,204.00 |
| | FUNDS REMAINING | 11,316.00 | |
| SHELLHARBOUR | LYLEA MCMAHON | ALLOCATION 2009/10 | 33,702.00 |
| | | ADD * | |
| | | LESS # | 492.00 |
| | | | 33,210.00 |
| | | EXPENDED CLAIMED | 15,744.00 |
| | FUNDS REMAINING | 17,466.00 | |
| SOUTH COAST | SHELLEY HANCOCK | ALLOCATION 2009/10 | 33,210.00 |
| | | ADD * | |
| | | LESS # | 984.00 |
| | | | 32,226.00 |
| | | EXPENDED CLAIMED | 16,482.00 |
| | FUNDS REMAINING | 15,744.00 | |
| SWANSEA | ROBERT COOMBS | ALLOCATION 2009/10 | 20,090.00 |
| | | ADD * | |
| | | LESS # | 3,854.00 |
| | | | 16,236.00 |
| | | EXPENDED CLAIMED | 16,236.00 |
| | FUNDS REMAINING | | |
| TAMWORTH | PETER DRAPER | ALLOCATION 2009/10 | 24,600.00 |
| | | ADD * | 3,690.00 |
| | | LESS # | |
| | | | 28,290.00 |
| | | EXPENDED CLAIMED | 28,290.00 |
| | FUNDS REMAINING | | |

* Entitlement not previously claimed

Late claims/Accounts Receivable

| ELECTORATE | MEMBER | DESCRIPTION | SYDNEY ALLOWANCE |
|--------------|----------------|--------------------|------------------|
| TERRIGAL | CHRIS HARTCHER | ALLOCATION 2009/10 | 25,830.00 |
| | | ADD * | |
| | | LESS # | 12,300.00 |
| | | | 13,530.00 |
| | | EXPENDED CLAIMED | 13,530.00 |
| | | FUNDS REMAINING | |
| THE ENTRANCE | GRANT MCBRIDE | ALLOCATION 2009/10 | 34,440.00 |
| | | ADD * | |
| | | LESS # | |
| | | | 34,440.00 |
| | | EXPENDED CLAIMED | 18,696.00 |
| | | FUNDS REMAINING | 15,744.00 |
| TWEED | GEOFF PROVEST | ALLOCATION 2009/10 | 33,210.00 |
| | | ADD * | |
| | | LESS # | 12,054.00 |
| | | | 21,156.00 |
| | | EXPENDED CLAIMED | 21,156.00 |
| | | FUNDS REMAINING | |
| UPPER HUNTER | GEORGE SOURIS | ALLOCATION 2009/10 | 33,210.00 |
| | | ADD * | |
| | | LESS # | |
| | | | 33,210.00 |
| | | EXPENDED CLAIMED | 33,530.37 |
| | | FUNDS REMAINING + | -320.37 |
| WAGGA WAGGA | DARYL MAGUIRE | ALLOCATION 2009/10 | 34,440.00 |
| | | ADD * | |
| | | LESS # | 5,166.00 |
| | | | 29,274.00 |
| | | EXPENDED CLAIMED | 29,274.00 |
| | | FUNDS REMAINING | |

| ELECTORATE | MEMBER | DESCRIPTION | SYDNEY ALLOWANCE |
|-------------|---------------|--------------------|------------------|
| WALLSEND | SONIA HORNERY | ALLOCATION 2009/10 | 31,734.00 |
| | | ADD * | |
| | | LESS # | |
| | | | 31,734.00 |
| | | EXPENDED CLAIMED | 24,108.00 |
| | | FUNDS REMAINING | 7,626.00 |
| WOLLONDILLY | PHILIP COSTA | ALLOCATION 2009/10 | 44,280.00 |
| | | ADD * | |
| | | LESS # | 14,760.00 |
| | | | 29,520.00 |
| | | EXPENDED CLAIMED | 29,520.00 |
| | | FUNDS REMAINING | |
| WOLLONGONG | NOREEN HAY | ALLOCATION 2009/10 | 31,734.00 |
| | | ADD * | |
| | | LESS # | |
| | | | 31,734.00 |
| | | EXPENDED CLAIMED | 14,268.00 |
| | | FUNDS REMAINING | 17,466.00 |
| WYONG | DAVID HARRIS | ALLOCATION 2009/10 | 22,857.50 |
| | | ADD * | |
| | | LESS # | 3,423.50 |
| | | | 19,434.00 |
| | | EXPENDED CLAIMED | 19,434.00 |
| | | FUNDS REMAINING | |

+ The negative amount shown for the member for Upper Hunter represents the difference between the allocated amount and actual expenditure, not over-expenditure. Members are entitled to claim actual expenditure for their Sydney Allowance.

* Entitlement not previously claimed

Late claims/Accounts Receivable

55TH PARLIAMENT – FOR THE PERIOD 26 MARCH 2011 TO 30 JUNE 2011

| ELECTORATE | MEMBER | DESCRIPTION | ELECTORATE MAILOUT ACCOUNT | COMMITTEE ALLOWANCE | MEMBERS' ELECTORATE TO SYDNEY TRAVEL | CHARTER TRANSPORT ALLOWANCE | LOGISTIC SUPPORT ALLOCATION (LSA) TOTAL | MEMBERS' LSA TRAVEL | SPOUSE/ APPROVED RELATIVE LSA TRAVEL | MEMBERS' STAFF LSA TRAVEL | ADDITIONAL TEMPORARY STAFF |
|------------|-----------------|---------------------|-------------------------------|------------------------|--|-----------------------------------|---|------------------------|--|------------------------------|-------------------------------|
| ALBURY | GREG APLIN | ALLOCATION 2010/11 | | | | | 10,332.82 | | | | 5,114.22 |
| | | C/FORWARD 2009/10 | | | | | N/A | | | | N/A |
| | | TOTAL AVAIL 2010/11 | | | | | 10,332.82 | | | | 5,114.22 |
| | | EXPENDED CLAIMED | | | 5,443.70 | | 5,353.01 | 656.38 | 483.76 | | 3,785.88 |
| | | | | | | 4,979.81 | | | | 1,328.34 | |
| AUBURN | BARBARA PERRY | ALLOCATION 2010/11 | | | | | 8,602.77 | | | | 5,114.22 |
| | | C/FORWARD 2009/10 | | | | | N/A | | | | N/A |
| | | TOTAL AVAIL 2010/11 | | | | | 8,602.77 | | | | 5,114.22 |
| | | EXPENDED CLAIMED | | | | | 6,404.86 | | | | 4,137.63 |
| | | | | | | 2,197.91 | | | | 976.59 | |
| BALLINA | DON PAGE | ALLOCATION 2010/11 | | | | | 11,052.62 | | | | 5,114.22 |
| | | C/FORWARD 2009/10 | | | | | N/A | | | | N/A |
| | | TOTAL AVAIL 2010/11 | | | | | 11,052.62 | | | | 5,114.22 |
| | | EXPENDED CLAIMED | | | 6,146.03 | | 8,701.20 | 1,471.19 | 1,131.36 | 75.00 | 3,176.65 |
| | | | | | | 2,351.42 | | | | 1,937.57 | |
| BALMAIN | JAMIE PARKER | ALLOCATION 2010/11 | 17,142.42 | | | | 8,581.18 | | | | 5,114.22 |
| | | C/FORWARD 2009/10 | N/A | | | | N/A | | | | N/A |
| | | TOTAL AVAIL 2010/11 | 17,142.42 | | | | 8,581.18 | | | | 5,114.22 |
| | | EXPENDED CLAIMED | 7,059.61 | | | | 3,996.54 | 230.92 | | | 4,249.98 |
| | | | 10,082.81 | | | 4,584.64 | | | | 864.24 | |
| BANKSTOWN | TANIA MIHAILUK | ALLOCATION 2010/11 | 16,684.00 | | | | 8,581.18 | | | | 5,114.22 |
| | | C/FORWARD 2009/10 | N/A | | | | N/A | | | | N/A |
| | | TOTAL AVAIL 2010/11 | 16,684.00 | | | | 8,581.18 | | | | 5,114.22 |
| | | EXPENDED CLAIMED | | | | | 3,186.47 | | | | 202.79 |
| | | | 16,684.00 | | | 5,394.71 | | | | 4,911.43 | |
| BARWON | KEVIN HUMPHRIES | ALLOCATION 2010/11 | | | | 5,764.19 | 11,720.99 | | | | 5,114.22 |
| | | C/FORWARD 2009/10 | | | | N/A | N/A | | | | N/A |
| | | TOTAL AVAIL 2010/11 | | | | 5,764.19 | 11,720.99 | | | | 5,114.22 |
| | | EXPENDED CLAIMED | | | 7,392.23 | 501.36 | 8,901.53 | 2,880.30 | 2,270.24 | | 772.99 |
| | | | | | 5,262.83 | 2,819.46 | | | | 4,341.23 | |
| BATHURST | PAUL TOOLE | ALLOCATION 2010/11 | 16,830.96 | | | | 10,780.50 | | | | 5,114.22 |
| | | C/FORWARD 2009/10 | N/A | | | | N/A | | | | N/A |
| | | TOTAL AVAIL 2010/11 | 16,830.96 | | | | 10,780.50 | | | | 5,114.22 |
| | | EXPENDED CLAIMED | 4,409.09 | | 3,902.77 | | 7,162.05 | 435.03 | 420.38 | 564.87 | 2,581.75 |
| | | | 12,421.87 | | | 3,618.45 | | | | 2,532.47 | |

| ELECTORATE | MEMBER | DESCRIPTION | ELECTORATE MAILOUT ACCOUNT | COMMITTEE ALLOWANCE | MEMBERS' ELECTORATE TO SYDNEY TRAVEL | CHARTER TRANSPORT ALLOWANCE | LOGISTIC SUPPORT ALLOCATION (LSA) TOTAL | MEMBERS' LSA TRAVEL | SPOUSE/ APPROVED RELATIVE LSA TRAVEL | MEMBERS' STAFF LSA TRAVEL | ADDITIONAL TEMPORARY STAFF |
|----------------|-----------------------|---------------------|-------------------------------|------------------------|--|-----------------------------------|---|------------------------|--|------------------------------|-------------------------------|
| BAULKHAM HILLS | DAVID ELLIOTT | ALLOCATION 2010/11 | 17,386.92 | | | | 8,581.18 | | | | 5,114.22 |
| | | C/FORWARD 2009/10 | N/A | | | | N/A | | | | N/A |
| | | TOTAL AVAIL 2010/11 | 17,386.92 | | | | 8,581.18 | | | | 5,114.22 |
| | | EXPENDED CLAIMED | 17,365.40 | | | | 5,459.21 | 291.15 | | | 2,086.07 |
| | | | 21.52 | | | 3,121.97 | | | | 3,028.15 | |
| BEGA | ANDREW CONSTANCE | ALLOCATION 2010/11 | | | | | 11,052.62 | | | | 5,114.22 |
| | | C/FORWARD 2009/10 | | | | | N/A | | | | N/A |
| | | TOTAL AVAIL 2010/11 | | | | | 11,052.62 | | | | 5,114.22 |
| | | EXPENDED CLAIMED | | | 4,136.60 | | 4,121.42 | 368.10 | | 763.54 | 3,698.15 |
| | | | | | | 6,931.20 | | | | 1,416.07 | |
| BLACKTOWN | JOHN ROBERTSON | ALLOCATION 2010/11 | 16,778.61 | | | | 14,899.35 | | | | 5,114.22 |
| | | C/FORWARD 2009/10 | N/A | | | | N/A | | | | N/A |
| | | TOTAL AVAIL 2010/11 | 16,778.61 | | | | 14,899.35 | | | | 5,114.22 |
| | | EXPENDED CLAIMED | 15,641.12 | | | | 3,757.76 | | | | 1,149.12 |
| | | | 1,137.49 | | | 11,141.59 | | | | 3,965.10 | |
| BLUE MOUNTAINS | ROZA SAGE | ALLOCATION 2010/11 | 16,622.08 | | | | 9,601.67 | | | | 5,114.22 |
| | | C/FORWARD 2009/10 | N/A | | | | N/A | | | | N/A |
| | | TOTAL AVAIL 2010/11 | 16,622.08 | | | | 9,601.67 | | | | 5,114.22 |
| | | EXPENDED CLAIMED | 14,351.00 | | | | 5,039.16 | | | 159.84 | 1,467.76 |
| | | | 2,271.08 | | | 4,562.51 | | | | 3,646.46 | |
| BURRINJUCK | KATRINA HODGKINSON | ALLOCATION 2010/11 | | | | 1,908.11 | 11,052.62 | | | | 5,114.22 |
| | | C/FORWARD 2009/10 | | | | N/A | N/A | | | | N/A |
| | | TOTAL AVAIL 2010/11 | | | | 1,908.11 | 11,052.62 | | | | 5,114.22 |
| | | EXPENDED CLAIMED | | | 2,862.80 | | 5,917.15 | 11.82 | | | 1,205.10 |
| | | | | | 1,908.11 | 5,135.47 | | | | 3,909.12 | |
| CABRAMATTA | NICK LALICH | ALLOCATION 2010/11 | | | | | 8,581.18 | | | | 5,114.22 |
| | | C/FORWARD 2009/10 | | | | | N/A | | | | N/A |
| | | TOTAL AVAIL 2010/11 | | | | | 8,581.18 | | | | 5,114.22 |
| | | EXPENDED CLAIMED | | | | | 1,332.58 | | | | |
| | | | | | | 7,248.60 | | | | 5,114.22 | |
| CAMDEN | CHRIS PATTERSON | ALLOCATION 2010/11 | 16,806.78 | | | | 8,581.18 | | | | 5,114.22 |
| | | C/FORWARD 2009/10 | N/A | | | | N/A | | | | N/A |
| | | TOTAL AVAIL 2010/11 | 16,806.78 | | | | 8,581.18 | | | | 5,114.22 |
| | | EXPENDED CLAIMED | 8,056.37 | | | | 3,606.81 | 403.59 | | 64.55 | 3,006.72 |
| | | | 8,750.41 | | | 4,974.37 | | | | 2,107.50 | |

| ELECTORATE | MEMBER | DESCRIPTION | ELECTORATE MAILOUT ACCOUNT | COMMITTEE ALLOWANCE | MEMBERS' ELECTORATE TO SYDNEY TRAVEL | CHARTER TRANSPORT ALLOWANCE | LOGISTIC SUPPORT ALLOCATION (LSA) TOTAL | MEMBERS' LSA TRAVEL | SPOUSE/ APPROVED RELATIVE LSA TRAVEL | MEMBERS' STAFF LSA TRAVEL | ADDITIONAL TEMPORARY STAFF |
|---------------|----------------------|---------------------|-------------------------------|------------------------|--|-----------------------------------|---|------------------------|--|------------------------------|-------------------------------|
| CAMPBELLTOWN | BRYAN DOYLE | ALLOCATION 2010/11 | 15,559.60 | | | | 8,581.18 | | | | 5,114.22 |
| | | C/FORWARD 2009/10 | N/A | | | | N/A | | | | N/A |
| | | TOTAL AVAIL 2010/11 | 15,559.60 | | | | 8,581.18 | | | | 5,114.22 |
| | | EXPENDED CLAIMED | 10,781.00 | | | | 2,210.20 | | | | 3,941.67 |
| | | | 4,778.60 | | | | 6,370.98 | | | | 1,172.55 |
| CANTERBURY | LINDA BURNEY | ALLOCATION 2010/11 | | | | | 9,456.12 | | | | 5,114.22 |
| | | C/FORWARD 2009/10 | | | | | N/A | | | | N/A |
| | | TOTAL AVAIL 2010/11 | | | | | 9,456.12 | | | | 5,114.22 |
| | | EXPENDED CLAIMED | | | | | 4,419.39 | | | | 3,180.89 |
| | | | | | | | 5,036.73 | | | | 1,933.33 |
| CASTLE HILL | DOMINIC PERROTTET | ALLOCATION 2010/11 | 17,665.16 | | | | 8,581.18 | | | | 5,114.22 |
| | | C/FORWARD 2009/10 | N/A | | | | N/A | | | | N/A |
| | | TOTAL AVAIL 2010/11 | 17,665.16 | | | | 8,581.18 | | | | 5,114.22 |
| | | EXPENDED CLAIMED | 17,665.16 | | | | 6,379.68 | 163.98 | | | 5,114.21 |
| | | | | | | | 2,201.50 | | | | 0.01 |
| CESSNOCK | CLAYTON BARR | ALLOCATION 2010/11 | 17,072.53 | | | | 10,271.37 | | | | 5,114.22 |
| | | C/FORWARD 2009/10 | N/A | | | | N/A | | | | N/A |
| | | TOTAL AVAIL 2010/11 | 17,072.53 | | | | 10,271.37 | | | | 5,114.22 |
| | | EXPENDED CLAIMED | 10,904.24 | | 1,465.40 | | 3,582.13 | 286.52 | | 59.20 | 3,152.17 |
| | | | 6,168.29 | | | | 6,689.24 | | | | 1,962.05 |
| CHARLESTOWN | ANDREW CORNWELL | ALLOCATION 2010/11 | 16,352.87 | | | | 9,663.12 | | | | 5,114.22 |
| | | C/FORWARD 2009/10 | N/A | | | | N/A | | | | N/A |
| | | TOTAL AVAIL 2010/11 | 16,352.87 | | | | 9,663.12 | | | | 5,114.22 |
| | | EXPENDED CLAIMED | 3,599.20 | | | | 4,115.10 | | | 394.78 | 917.35 |
| | | | 12,753.67 | | | | 5,548.02 | | | | 4,196.87 |
| CLARENCE | STEVE CANSDELL | ALLOCATION 2010/11 | | | | 1,908.11 | 10,780.50 | | | | 5,114.22 |
| | | C/FORWARD 2009/10 | | | | N/A | N/A | | | | N/A |
| | | TOTAL AVAIL 2010/11 | | | | 1,908.11 | 10,780.50 | | | | 5,114.22 |
| | | EXPENDED CLAIMED | | | 7,105.30 | | 10,716.36 | 1,215.70 | | 842.16 | 3,654.98 |
| | | | | | | | 1,908.11 | 64.14 | | | 1,459.24 |
| COFFS HARBOUR | ANDREW FRASER | ALLOCATION 2010/11 | | | | | 10,789.28 | | | | 5,114.22 |
| | | C/FORWARD 2009/10 | | | | | N/A | | | | N/A |
| | | TOTAL AVAIL 2010/11 | | | | | 10,789.28 | | | | 5,114.22 |
| | | EXPENDED CLAIMED | | | 3,698.37 | | 10,789.28 | 4,194.27 | 2,469.86 | | 1,940.99 |
| | | | | | | | | | | | 3,173.23 |

| ELECTORATE | MEMBER | DESCRIPTION | ELECTORATE MAILOUT ACCOUNT | COMMITTEE ALLOWANCE | MEMBERS' ELECTORATE TO SYDNEY TRAVEL | CHARTER TRANSPORT ALLOWANCE | LOGISTIC SUPPORT ALLOCATION (LSA) TOTAL | MEMBERS' LSA TRAVEL | SPOUSE/ APPROVED RELATIVE LSA TRAVEL | MEMBERS' STAFF LSA TRAVEL | ADDITIONAL TEMPORARY STAFF |
|------------|-----------------------|---------------------|-------------------------------|------------------------|--|-----------------------------------|---|------------------------|--|------------------------------|-------------------------------|
| COOGEE | BRUCE NOTLEY-SMITH | ALLOCATION 2010/11 | 16,573.98 | | | | 8,581.18 | | | | 5,114.22 |
| | | C/FORWARD 2009/10 | N/A | | | | N/A | | | | N/A |
| | | TOTAL AVAIL 2010/11 | 16,573.98 | | | | 8,581.18 | | | | 5,114.22 |
| | | EXPENDED CLAIMED | 12,917.47 | | | | 3,806.57 | 127.13 | | 43.40 | |
| | | | 3,656.51 | | | | 4,774.61 | | | | 5,114.22 |
| CRONULLA | MARK SPEAKMAN | ALLOCATION 2010/11 | 16,755.75 | | | | 8,642.63 | | | | 5,114.22 |
| | | C/FORWARD 2009/10 | N/A | | | | N/A | | | | N/A |
| | | TOTAL AVAIL 2010/11 | 16,755.75 | | | | 8,642.63 | | | | 5,114.22 |
| | | EXPENDED CLAIMED | 9,684.11 | | | | 1,896.56 | | | | 502.74 |
| | | | 7,071.64 | | | | 6,746.07 | | | | 4,611.48 |
| DAVIDSON | JONATHAN O'DEA | ALLOCATION 2010/11 | | | | | 8,651.40 | | | | 5,114.22 |
| | | C/FORWARD 2009/10 | | | | | N/A | | | | N/A |
| | | TOTAL AVAIL 2010/11 | | | | | 8,651.40 | | | | 5,114.22 |
| | | EXPENDED CLAIMED | | | | | 6,584.52 | 688.10 | | | 4,808.17 |
| | | | | | | | 2,066.88 | | | | 306.05 |
| DRUMMOYNE | JOHN SIDOTI | ALLOCATION 2010/11 | 17,156.78 | | | | 8,651.40 | | | | 5,114.22 |
| | | C/FORWARD 2009/10 | N/A | | | | N/A | | | | N/A |
| | | TOTAL AVAIL 2010/11 | 17,156.78 | | | | 8,651.40 | | | | 5,114.22 |
| | | EXPENDED CLAIMED | 5,410.00 | | | | 4,263.22 | | | | 2,346.57 |
| | | | 11,746.78 | | | | 4,388.18 | | | | 2,767.65 |
| DUBBO | TROY GRANT | ALLOCATION 2010/11 | 16,699.15 | | | | 10,780.50 | | | | 5,114.22 |
| | | C/FORWARD 2009/10 | N/A | | | | N/A | | | | N/A |
| | | TOTAL AVAIL 2010/11 | 16,699.15 | | | | 10,780.50 | | | | 5,114.22 |
| | | EXPENDED CLAIMED | | | 3,364.60 | | 5,679.25 | 1,560.66 | 25.00 | | |
| | | | 16,699.15 | | | | 5,101.25 | | | | 5,114.22 |
| EAST HILLS | GLENN BROOKES | ALLOCATION 2010/11 | 16,252.68 | | | | 8,581.18 | | | | 5,114.22 |
| | | C/FORWARD 2009/10 | N/A | | | | N/A | | | | N/A |
| | | TOTAL AVAIL 2010/11 | 16,252.68 | | | | 8,581.18 | | | | 5,114.22 |
| | | EXPENDED CLAIMED | | | | | 3,228.28 | | | | 2,332.69 |
| | | | 16,252.68 | | | | 5,352.90 | | | | 2,781.53 |
| EPPING | GREG SMITH | ALLOCATION 2010/11 | | | | | 9,362.43 | | | | 5,114.22 |
| | | C/FORWARD 2009/10 | | | | | N/A | | | | N/A |
| | | TOTAL AVAIL 2010/11 | | | | | 9,362.43 | | | | 5,114.22 |
| | | EXPENDED CLAIMED | | | | | 7,336.73 | | | | 3,770.55 |
| | | | | | | | 2,025.70 | | | | 1,343.67 |

| ELECTORATE | MEMBER | DESCRIPTION | ELECTORATE MAILOUT ACCOUNT | COMMITTEE ALLOWANCE | MEMBERS' ELECTORATE TO SYDNEY TRAVEL | CHARTER TRANSPORT ALLOWANCE | LOGISTIC SUPPORT ALLOCATION (LSA) TOTAL | MEMBERS' LSA TRAVEL | SPOUSE/ APPROVED RELATIVE LSA TRAVEL | MEMBERS' STAFF LSA TRAVEL | ADDITIONAL TEMPORARY STAFF |
|------------|-------------------|---------------------|-------------------------------|------------------------|--|-----------------------------------|---|------------------------|--|------------------------------|-------------------------------|
| FAIRFIELD | GUY ZANGARI | ALLOCATION 2010/11 | 17,537.33 | | | | 8,581.18 | | | | 5,114.22 |
| | | C/FORWARD 2009/10 | N/A | | | | N/A | | | | N/A |
| | | TOTAL AVAIL 2010/11 | 17,537.33 | | | | 8,581.18 | | | | 5,114.22 |
| | | EXPENDED CLAIMED | | | | | 7,647.40 | | | | 1,278.55 |
| | | | 17,537.33 | | | | 933.78 | | | | 3,835.67 |
| GOSFORD | CHRIS HOLSTEIN | ALLOCATION 2010/11 | 16,779.67 | | | | 9,601.67 | | | | 5,114.22 |
| | | C/FORWARD 2009/10 | N/A | | | | N/A | | | | N/A |
| | | TOTAL AVAIL 2010/11 | 16,779.67 | | | | 9,601.67 | | | | 5,114.22 |
| | | EXPENDED CLAIMED | 14,510.02 | | 790.32 | | 7,104.05 | | | 412.92 | 2,377.06 |
| | | | 2,269.65 | | | | 2,497.62 | | | | 2,737.16 |
| GOULBURN | PRU GOWARD | ALLOCATION 2010/11 | | | | | 11,052.62 | | | | 5,114.22 |
| | | C/FORWARD 2009/10 | | | | | N/A | | | | N/A |
| | | TOTAL AVAIL 2010/11 | | | | | 11,052.62 | | | | 5,114.22 |
| | | EXPENDED CLAIMED | | | 585.00 | | 5,282.33 | 374.62 | 24.10 | | 3,506.16 |
| | | | | | | | 5,770.29 | | | | 1,608.06 |
| GRANVILLE | TONY ISSA | ALLOCATION 2010/11 | 17,391.44 | | | | 8,581.18 | | | | 5,114.22 |
| | | C/FORWARD 2009/10 | N/A | | | | N/A | | | | N/A |
| | | TOTAL AVAIL 2010/11 | 17,391.44 | | | | 8,581.18 | | | | 5,114.22 |
| | | EXPENDED CLAIMED | | | | | 5,574.37 | | | | 4,592.35 |
| | | | 17,391.44 | | | | 3,006.81 | | | | 521.87 |
| HAWKESBURY | RAY WILLIAMS | ALLOCATION 2010/11 | | | | | 10,110.80 | | | | 5,114.22 |
| | | C/FORWARD 2009/10 | | | | | N/A | | | | N/A |
| | | TOTAL AVAIL 2010/11 | | | | | 10,110.80 | | | | 5,114.22 |
| | | EXPENDED CLAIMED | | | | | 6,917.59 | | | | 3,447.43 |
| | | | | | | | 3,193.21 | | | | 1,666.79 |
| HEATHCOTE | LEE EVANS | ALLOCATION 2010/11 | 16,429.94 | | | | 9,601.67 | | | | 5,114.22 |
| | | C/FORWARD 2009/10 | N/A | | | | N/A | | | | N/A |
| | | TOTAL AVAIL 2010/11 | 16,429.94 | | | | 9,601.67 | | | | 5,114.22 |
| | | EXPENDED CLAIMED | 4,883.26 | | | | 6,333.83 | | | | 2,252.53 |
| | | | 11,546.68 | | | | 3,267.84 | | | | 2,861.69 |
| HEFFRON | KRISTINA KENEALLY | ALLOCATION 2010/11 | | | | | 8,602.77 | | | | 5,114.22 |
| | | C/FORWARD 2009/10 | | | | | N/A | | | | N/A |
| | | TOTAL AVAIL 2010/11 | | | | | 8,602.77 | | | | 5,114.22 |
| | | EXPENDED CLAIMED | | | | | 1,795.36 | 385.64 | | | 2,093.00 |
| | | | | | | | 6,807.41 | | | | 3,021.22 |
| HORNSBY | MATT KEAN | ALLOCATION 2010/11 | 17,600.58 | | | | 8,642.63 | | | | 5,114.22 |
| | | C/FORWARD 2009/10 | N/A | | | | N/A | | | | N/A |
| | | TOTAL AVAIL 2010/11 | 17,600.58 | | | | 8,642.63 | | | | 5,114.22 |
| | | EXPENDED CLAIMED | | | | | 7,396.83 | | | | 900.04 |
| | | | 17,600.58 | | | | 1,245.80 | | | | 4,214.18 |

| ELECTORATE | MEMBER | DESCRIPTION | ELECTORATE MAILOUT ACCOUNT | COMMITTEE ALLOWANCE | MEMBERS' ELECTORATE TO SYDNEY TRAVEL | CHARTER TRANSPORT ALLOWANCE | LOGISTIC SUPPORT ALLOCATION (LSA) TOTAL | MEMBERS' LSA TRAVEL | SPOUSE/ APPROVED RELATIVE LSA TRAVEL | MEMBERS' STAFF LSA TRAVEL | ADDITIONAL TEMPORARY STAFF |
|----------------|-----------------|---------------------|-------------------------------|------------------------|--|-----------------------------------|---|------------------------|--|------------------------------|-------------------------------|
| KEIRA | RYAN PARK | ALLOCATION 2010/11 | 16,412.40 | | | | 10,339.03 | | | | 5,114.22 |
| | | C/FORWARD 2009/10 | N/A | | | | N/A | | | | N/A |
| | | TOTAL AVAIL 2010/11 | 16,412.40 | | | | 10,339.03 | | | | 5,114.22 |
| | | EXPENDED CLAIMED | 10,242.97 | | | | 8,693.92 | | | 267.06 | 3,188.99 |
| | | | 6,169.43 | | | | 1,645.11 | | | | 1,925.23 |
| KIAMA | GARETH WARD | ALLOCATION 2010/11 | 16,972.34 | | | | 10,271.37 | | | | 5,114.22 |
| | | C/FORWARD 2009/10 | N/A | | | | N/A | | | | N/A |
| | | TOTAL AVAIL 2010/11 | 16,972.34 | | | | 10,271.37 | | | | 5,114.22 |
| | | EXPENDED CLAIMED | 7,144.56 | | | | 6,689.60 | 108.00 | | | 3,501.19 |
| | | | 9,827.78 | | | | 3,581.77 | | | | 1,613.03 |
| KOGARAH | CHERIE BURTON | ALLOCATION 2010/11 | | | | | 8,581.18 | | | | 5,114.22 |
| | | C/FORWARD 2009/10 | | | | | N/A | | | | N/A |
| | | TOTAL AVAIL 2010/11 | | | | | 8,581.18 | | | | 5,114.22 |
| | | EXPENDED CLAIMED | | | | | 3,624.10 | | | | 4,509.05 |
| | | | | | | | 4,957.08 | | | | 605.17 |
| KU-RING-GAI | BARRY O'FARRELL | ALLOCATION 2010/11 | | | | | 9,579.42 | | | | 5,114.22 |
| | | C/FORWARD 2009/10 | | | | | N/A | | | | N/A |
| | | TOTAL AVAIL 2010/11 | | | | | 9,579.42 | | | | 5,114.22 |
| | | EXPENDED CLAIMED | | | | | 6,583.48 | | | | 984.98 |
| | | | | | | | 2,995.94 | | | | 4,129.24 |
| LAKE MACQUARIE | GREG PIPER | ALLOCATION 2010/11 | | | | | 10,027.41 | | | | |
| | | C/FORWARD 2009/10 | | | | | N/A | | | | |
| | | TOTAL AVAIL 2010/11 | | | | | 10,027.41 | | | | |
| | | EXPENDED CLAIMED | | | 370.00 | | 5,382.01 | | | | |
| | | | | | | | 4,645.40 | | | | |
| LAKEMBA | ROBERT FUROLO | ALLOCATION 2010/11 | | | | | 8,581.18 | | | | 5,114.22 |
| | | C/FORWARD 2009/10 | | | | | N/A | | | | N/A |
| | | TOTAL AVAIL 2010/11 | | | | | 8,581.18 | | | | 5,114.22 |
| | | EXPENDED CLAIMED | | | | | 4,790.76 | | | | 2,676.99 |
| | | | | | | | 3,790.42 | | | | 2,437.23 |
| LANE COVE | ANTHONY ROBERTS | ALLOCATION 2010/11 | | | | | 9,362.43 | | | | 5,114.22 |
| | | C/FORWARD 2009/10 | | | | | N/A | | | | N/A |
| | | TOTAL AVAIL 2010/11 | | | | | 9,362.43 | | | | 5,114.22 |
| | | EXPENDED CLAIMED | | | | | 4,014.36 | | | | 4,827.48 |
| | | | | | | | 5,348.07 | | | | 286.74 |

| ELECTORATE | MEMBER | DESCRIPTION | ELECTORATE MAILOUT ACCOUNT | COMMITTEE ALLOWANCE | MEMBERS' ELECTORATE TO SYDNEY TRAVEL | CHARTER TRANSPORT ALLOWANCE | LOGISTIC SUPPORT ALLOCATION (LSA) TOTAL | MEMBERS' LSA TRAVEL | SPOUSE/ APPROVED RELATIVE LSA TRAVEL | MEMBERS' STAFF LSA TRAVEL | ADDITIONAL TEMPORARY STAFF |
|---------------------|-----------------|---------------------|-------------------------------|------------------------|--|-----------------------------------|---|------------------------|--|------------------------------|-------------------------------|
| LISMORE | THOMAS GEORGE | ALLOCATION 2010/11 | | | | | 11,122.84 | | | | 5,114.22 |
| | | C/FORWARD 2009/10 | | | | | N/A | | | | N/A |
| | | TOTAL AVAIL 2010/11 | | | | | 11,122.84 | | | | 5,114.22 |
| | | EXPENDED CLAIMED | | | 6,592.27 | | 11,122.84 | 2,916.80 | 1,619.77 | | 3,322.49 |
| | | | | | | | | | | 1,791.73 | |
| LIVERPOOL | PAUL LYNCH | ALLOCATION 2010/11 | | | | | 8,602.77 | | | | 5,114.22 |
| | | C/FORWARD 2009/10 | | | | | N/A | | | | N/A |
| | | TOTAL AVAIL 2010/11 | | | | | 8,602.77 | | | | 5,114.22 |
| | | EXPENDED CLAIMED | | | | | 4,531.28 | | | | 2,262.33 |
| | | | | | | 4,071.49 | | | | 2,851.89 | |
| LONDONDERRY | BART BASSETT | ALLOCATION 2010/11 | 16,031.58 | | | | 8,581.18 | | | | 5,114.22 |
| | | C/FORWARD 2009/10 | N/A | | | | N/A | | | | N/A |
| | | TOTAL AVAIL 2010/11 | 16,031.58 | | | | 8,581.18 | | | | 5,114.22 |
| | | EXPENDED CLAIMED | 16,029.00 | | | | 6,454.20 | | | | 2,935.52 |
| | | | 2.58 | | | 2,126.98 | | | | 2,178.70 | |
| MACQUARIE FIELDS | ANDREW MCDONALD | ALLOCATION 2010/11 | | | | | 8,581.18 | | | | 5,114.22 |
| | | C/FORWARD 2009/10 | | | | | N/A | | | | N/A |
| | | TOTAL AVAIL 2010/11 | | | | | 8,581.18 | | | | 5,114.22 |
| | | EXPENDED CLAIMED | | | | | 2,908.18 | 134.11 | | | 2,044.44 |
| | | | | | | 5,673.00 | | | | 3,069.78 | |
| MAITLAND | ROBYN PARKER | ALLOCATION 2010/11 | 17,549.56 | | | | 11,052.62 | | | | 5,114.22 |
| | | C/FORWARD 2009/10 | N/A | | | | N/A | | | | N/A |
| | | TOTAL AVAIL 2010/11 | 17,549.56 | | | | 11,052.62 | | | | 5,114.22 |
| | | EXPENDED CLAIMED | | | 285.45 | | 2,884.21 | | | | 754.11 |
| | | | 17,549.56 | | | 8,168.41 | | | | 4,360.11 | |
| MANLY | MIKE BAIRD | ALLOCATION 2010/11 | | | | | 9,362.43 | | | | 5,114.22 |
| | | C/FORWARD 2009/10 | | | | | N/A | | | | N/A |
| | | TOTAL AVAIL 2010/11 | | | | | 9,362.43 | | | | 5,114.22 |
| | | EXPENDED CLAIMED | | | | | 4,278.60 | | | | 2,523.68 |
| | | | | | | 5,083.83 | | | | 2,590.54 | |
| MAROUBRA | MICHAEL DALEY | ALLOCATION 2010/11 | | | | | 8,602.77 | | | | 5,114.22 |
| | | C/FORWARD 2009/10 | | | | | N/A | | | | N/A |
| | | TOTAL AVAIL 2010/11 | | | | | 8,602.77 | | | | 5,114.22 |
| | | EXPENDED CLAIMED | | | | | 4,676.40 | | | | 3,439.64 |
| | | | | | | 3,926.37 | | | | 1,674.58 | |

| ELECTORATE | MEMBER | DESCRIPTION | ELECTORATE MAILOUT ACCOUNT | COMMITTEE ALLOWANCE | MEMBERS' ELECTORATE TO SYDNEY TRAVEL | CHARTER TRANSPORT ALLOWANCE | LOGISTIC SUPPORT ALLOCATION (LSA) TOTAL | MEMBERS' LSA TRAVEL | SPOUSE/ APPROVED RELATIVE LSA TRAVEL | MEMBERS' STAFF LSA TRAVEL | ADDITIONAL TEMPORARY STAFF |
|----------------|-----------------|---------------------|-------------------------------|------------------------|--|-----------------------------------|---|------------------------|--|------------------------------|-------------------------------|
| MARRICKVILLE | CARMEL TEBBUTT | ALLOCATION 2010/11 | | | | | 8,602.77 | | | | 5,114.22 |
| | | C/FORWARD 2009/10 | | | | | N/A | | | | N/A |
| | | TOTAL AVAIL 2010/11 | | | | | 8,602.77 | | | | 5,114.22 |
| | | EXPENDED CLAIMED | | | | | 4,654.84 | | | | 3,016.44 |
| | | | | | | | 3,947.93 | | | | 2,097.78 |
| MENAI | MELANIE GIBBONS | ALLOCATION 2010/11 | 16,697.29 | | | | 8,581.18 | | | | 5,114.22 |
| | | C/FORWARD 2009/10 | N/A | | | | N/A | | | | N/A |
| | | TOTAL AVAIL 2010/11 | 16,697.29 | | | | 8,581.18 | | | | 5,114.22 |
| | | EXPENDED CLAIMED | 14,017.14 | | | | 1,976.06 | 90.59 | | | |
| | | | 2,680.15 | | | 6,605.12 | | | | 5,114.22 | |
| MIRANDA | GRAHAM ANNESLEY | ALLOCATION 2010/11 | 16,068.52 | | | | 9,362.43 | | | | 5,114.22 |
| | | C/FORWARD 2009/10 | N/A | | | | N/A | | | | N/A |
| | | TOTAL AVAIL 2010/11 | 16,068.52 | | | | 9,362.43 | | | | 5,114.22 |
| | | EXPENDED CLAIMED | 1,185.65 | | | | 7,662.64 | | | | 4,197.90 |
| | | | 14,882.87 | | | 1,699.79 | | | | 916.32 | |
| MONARO | JOHN BARILARO | ALLOCATION 2010/11 | 16,806.78 | | | 1,908.11 | 10,271.37 | | | | 5,114.22 |
| | | C/FORWARD 2009/10 | N/A | | | N/A | N/A | | | | N/A |
| | | TOTAL AVAIL 2010/11 | 16,806.78 | | | 1,908.11 | 10,271.37 | | | | 5,114.22 |
| | | EXPENDED CLAIMED | | | 3,642.01 | | 5,942.88 | 1,061.42 | 276.10 | 910.53 | 2,713.62 |
| | | | 16,806.78 | | | 1,908.11 | 4,328.49 | | | 2,400.60 | |
| MOUNT DRUITT | RICHARD AMERY | ALLOCATION 2010/11 | | | | | 9,318.54 | | | | 5,114.22 |
| | | C/FORWARD 2009/10 | | | | | N/A | | | | N/A |
| | | TOTAL AVAIL 2010/11 | | | | | 9,318.54 | | | | 5,114.22 |
| | | EXPENDED CLAIMED | | | | | 4,472.63 | | | 142.37 | 3,893.65 |
| | | | | | | 4,845.91 | | | | 1,220.57 | |
| MULGOA | TANYA DAVIES | ALLOCATION 2010/11 | 16,638.29 | | | | 8,581.18 | | | | 5,114.22 |
| | | C/FORWARD 2009/10 | N/A | | | | N/A | | | | N/A |
| | | TOTAL AVAIL 2010/11 | 16,638.29 | | | | 8,581.18 | | | | 5,114.22 |
| | | EXPENDED CLAIMED | 16,637.00 | | | | 5,626.26 | | | | 2,047.95 |
| | | | 1.29 | | | 2,954.92 | | | | 3,066.27 | |
| MURRAY-DARLING | JOHN WILLIAMS | ALLOCATION 2010/11 | | | | 5,764.19 | 11,466.42 | | | | 5,114.22 |
| | | C/FORWARD 2009/10 | | | | N/A | N/A | | | | N/A |
| | | TOTAL AVAIL 2010/11 | | | | 5,764.19 | 11,466.42 | | | | 5,114.22 |
| | | EXPENDED CLAIMED | | | 5,128.18 | | 10,229.67 | 1,893.64 | | | 1,767.17 |
| | | | | | 5,764.19 | 1,236.75 | | | | 3,347.05 | |
| MURRUMBIDGEE | ADRIAN PICCOLI | ALLOCATION 2010/11 | | | | 3,117.29 | 12,126.06 | | | | 5,114.22 |
| | | C/FORWARD 2009/10 | | | | N/A | N/A | | | | N/A |
| | | TOTAL AVAIL 2010/11 | | | | 3,117.29 | 12,126.06 | | | | 5,114.22 |
| | | EXPENDED CLAIMED | | | 8,970.53 | | 7,849.15 | 223.02 | | | 291.20 |
| | | | | | 3,117.29 | 4,276.91 | | | | 4,823.02 | |

| ELECTORATE | MEMBER | DESCRIPTION | ELECTORATE MAILOUT ACCOUNT | COMMITTEE ALLOWANCE | MEMBERS' ELECTORATE TO SYDNEY TRAVEL | CHARTER TRANSPORT ALLOWANCE | LOGISTIC SUPPORT ALLOCATION (LSA) TOTAL | MEMBERS' LSA TRAVEL | SPOUSE/ APPROVED RELATIVE LSA TRAVEL | MEMBERS' STAFF LSA TRAVEL | ADDITIONAL TEMPORARY STAFF |
|------------------------|---------------------|---------------------|-------------------------------|------------------------|--|-----------------------------------|---|------------------------|--|------------------------------|-------------------------------|
| MYALL LAKES | STEPHEN BROMHEAD | ALLOCATION 2010/11 | 16,979.25 | | | | 10,332.82 | | | | 5,114.22 |
| | | C/FORWARD 2009/10 | N/A | | | | N/A | | | | N/A |
| | | TOTAL AVAIL 2010/11 | 16,979.25 | | | | 10,332.82 | | | | 5,114.22 |
| | | EXPENDED CLAIMED | 6,053.64 | | 3,319.65 | | 4,419.43 | 1,376.50 | | | 1,998.93 |
| | | | 10,925.61 | | | | 5,913.39 | | | | 3,115.29 |
| NEWCASTLE | TIM OWEN | ALLOCATION 2010/11 | 16,435.25 | | | | 9,601.67 | | | | 5,114.22 |
| | | C/FORWARD 2009/10 | N/A | | | | N/A | | | | N/A |
| | | TOTAL AVAIL 2010/11 | 16,435.25 | | | | 9,601.67 | | | | 5,114.22 |
| | | EXPENDED CLAIMED | | | | | 4,734.81 | | | | |
| | | | 16,435.25 | | | | 4,866.86 | | | | 5,114.22 |
| NORTH SHORE | JILLIAN SKINNER | ALLOCATION 2010/11 | | | | | 9,387.42 | | | | 5,114.22 |
| | | C/FORWARD 2009/10 | | | | | N/A | | | | N/A |
| | | TOTAL AVAIL 2010/11 | | | | | 9,387.42 | | | | 5,114.22 |
| | | EXPENDED CLAIMED | | | | | 6,642.01 | | | | 3,992.73 |
| | | | | | | | 2,745.41 | | | | 1,121.49 |
| NORTHERN TABLELANDS | RICHARD TORBAY | ALLOCATION 2010/11 | | | | 3,117.29 | 12,775.25 | | | | |
| | | C/FORWARD 2009/10 | | | | N/A | N/A | | | | |
| | | TOTAL AVAIL 2010/11 | | | | 3,117.29 | 12,775.25 | | | | |
| | | EXPENDED CLAIMED | | | 4,998.63 | 3,061.59 | 9,162.58 | 353.92 | 2,382.95 | 77.27 | |
| | | | | | | 55.70 | 3,612.67 | | | | |
| OATLEY | MARK COURE | ALLOCATION 2010/11 | 16,637.49 | | | | 8,581.18 | | | | 5,114.22 |
| | | C/FORWARD 2009/10 | N/A | | | | N/A | | | | N/A |
| | | TOTAL AVAIL 2010/11 | 16,637.49 | | | | 8,581.18 | | | | 5,114.22 |
| | | EXPENDED CLAIMED | 15,124.99 | | | | 7,054.21 | | | | 1,127.28 |
| | | | 1,512.50 | | | | 1,526.97 | | | | 3,986.94 |
| ORANGE | ANDREW GEE | ALLOCATION 2010/11 | 16,635.90 | | | | 10,271.37 | | | | 5,114.22 |
| | | C/FORWARD 2009/10 | N/A | | | | N/A | | | | N/A |
| | | TOTAL AVAIL 2010/11 | 16,635.90 | | | | 10,271.37 | | | | 5,114.22 |
| | | EXPENDED CLAIMED | | | 2,268.06 | | 8,914.66 | 253.59 | 55.00 | 2,187.13 | 995.82 |
| | | | 16,635.90 | | | | 1,356.71 | | | | 4,118.40 |
| OXLEY | ANDREW STONER | ALLOCATION 2010/11 | | | | | 11,524.86 | | | | 5,114.22 |
| | | C/FORWARD 2009/10 | | | | | N/A | | | | N/A |
| | | TOTAL AVAIL 2010/11 | | | | | 11,524.86 | | | | 5,114.22 |
| | | EXPENDED CLAIMED | | | 10,318.49 | | 5,473.40 | 390.93 | 2,818.33 | | 2,513.70 |
| | | | | | | | 6,051.46 | | | | 2,600.52 |

| ELECTORATE | MEMBER | DESCRIPTION | ELECTORATE MAILOUT ACCOUNT | COMMITTEE ALLOWANCE | MEMBERS' ELECTORATE TO SYDNEY TRAVEL | CHARTER TRANSPORT ALLOWANCE | LOGISTIC SUPPORT ALLOCATION (LSA) TOTAL | MEMBERS' LSA TRAVEL | SPOUSE/ APPROVED RELATIVE LSA TRAVEL | MEMBERS' STAFF LSA TRAVEL | ADDITIONAL TEMPORARY STAFF |
|----------------|------------------|---------------------|-------------------------------|------------------------|--|-----------------------------------|---|------------------------|--|------------------------------|-------------------------------|
| PARRAMATTA | GEOFF LEE | ALLOCATION 2010/11 | 17,283.27 | | | | 8,581.18 | | | | 5,114.22 |
| | | C/FORWARD 2009/10 | N/A | | | | N/A | | | | N/A |
| | | TOTAL AVAIL 2010/11 | 17,283.27 | | | | 8,581.18 | | | | 5,114.22 |
| | | EXPENDED CLAIMED | 17,272.00 | | | | 2,018.42 | | | | 1,174.04 |
| | | | 11.27 | | | | 6,562.76 | | | | 3,940.18 |
| PENRITH | STUART AYRES | ALLOCATION 2010/11 | | | | | 9,397.54 | | | | 5,114.22 |
| | | C/FORWARD 2009/10 | | | | | N/A | | | | N/A |
| | | TOTAL AVAIL 2010/11 | | | | | 9,397.54 | | | | 5,114.22 |
| | | EXPENDED CLAIMED | | | | | 5,049.25 | | | | 1,577.45 |
| | | | | | | | 4,348.29 | | | | 3,536.77 |
| PITTWATER | ROB STOKES | ALLOCATION 2010/11 | | | | | 9,090.31 | | | | 5,114.22 |
| | | C/FORWARD 2009/10 | | | | | N/A | | | | N/A |
| | | TOTAL AVAIL 2010/11 | | | | | 9,090.31 | | | | 5,114.22 |
| | | EXPENDED CLAIMED | | | | | 4,811.84 | 98.09 | | | 1,991.64 |
| | | | | | | | 4,278.47 | | | | 3,122.58 |
| PORT MACQUARIE | LESLIE WILLIAMS | ALLOCATION 2010/11 | 16,510.73 | | | | 10,332.82 | | | | 5,114.22 |
| | | C/FORWARD 2009/10 | N/A | | | | N/A | | | | N/A |
| | | TOTAL AVAIL 2010/11 | 16,510.73 | | | | 10,332.82 | | | | 5,114.22 |
| | | EXPENDED CLAIMED | 5,122.00 | 3,857.63 | | | 8,673.57 | 1,764.33 | 964.02 | 2,099.19 | 2,442.44 |
| | | | 11,388.73 | | | | 1,659.25 | | | | 2,671.78 |
| PORT STEPHENS | CRAIG BAUMANN | ALLOCATION 2010/11 | | | | | 10,780.50 | | | | 5,114.22 |
| | | C/FORWARD 2009/10 | | | | | N/A | | | | N/A |
| | | TOTAL AVAIL 2010/11 | | | | | 10,780.50 | | | | 5,114.22 |
| | | EXPENDED CLAIMED | | 3,135.00 | | | 2,014.48 | | 756.04 | | |
| | | | | | | | 8,766.02 | | | | 5,114.22 |
| RIVERSTONE | KEVIN CONOLLY | ALLOCATION 2010/11 | 18,726.32 | | | | 8,581.18 | | | | 5,114.22 |
| | | C/FORWARD 2009/10 | N/A | | | | N/A | | | | N/A |
| | | TOTAL AVAIL 2010/11 | 18,726.32 | | | | 8,581.18 | | | | 5,114.22 |
| | | EXPENDED CLAIMED | 18,586.00 | | | | 4,848.07 | | | | 1,727.60 |
| | | | 140.32 | | | | 3,733.11 | | | | 3,386.62 |
| ROCKDALE | JOHN FLOWERS | ALLOCATION 2010/11 | 16,799.87 | | | | 8,581.18 | | | | 5,114.22 |
| | | C/FORWARD 2009/10 | N/A | | | | N/A | | | | N/A |
| | | TOTAL AVAIL 2010/11 | 16,799.87 | | | | 8,581.18 | | | | 5,114.22 |
| | | EXPENDED CLAIMED | 12,133.00 | | | | 4,685.17 | | | | 733.88 |
| | | | 4,666.87 | | | | 3,896.01 | | | | 4,380.34 |
| RYDE | VICTOR DOMINELLO | ALLOCATION 2010/11 | | | | | 9,362.43 | | | | 5,114.22 |
| | | C/FORWARD 2009/10 | | | | | N/A | | | | N/A |
| | | TOTAL AVAIL 2010/11 | | | | | 9,362.43 | | | | 5,114.22 |
| | | EXPENDED CLAIMED | | | | | 2,413.49 | | | | 3,036.25 |
| | | | | | | | 6,948.94 | | | | 2,077.97 |

| ELECTORATE | MEMBER | DESCRIPTION | ELECTORATE MAILOUT ACCOUNT | COMMITTEE ALLOWANCE | MEMBERS' ELECTORATE TO SYDNEY TRAVEL | CHARTER TRANSPORT ALLOWANCE | LOGISTIC SUPPORT ALLOCATION (LSA) TOTAL | MEMBERS' LSA TRAVEL | SPOUSE/ APPROVED RELATIVE LSA TRAVEL | MEMBERS' STAFF LSA TRAVEL | ADDITIONAL TEMPORARY STAFF |
|--------------|-----------------------|---------------------|-------------------------------|------------------------|--|-----------------------------------|---|------------------------|--|------------------------------|-------------------------------|
| SHELLHARBOUR | ANNA WATSON | ALLOCATION 2010/11 | 16,682.14 | | | | 9,601.67 | | | | 5,114.22 |
| | | C/FORWARD 2009/10 | N/A | | | | N/A | | | | N/A |
| | | TOTAL AVAIL 2010/11 | 16,682.14 | | | | 9,601.67 | | | | 5,114.22 |
| | | EXPENDED CLAIMED | 9,545.46 | | 1,323.00 | | 7,370.87 | | | 882.00 | 3,433.83 |
| | | | 7,136.68 | | | | 2,230.80 | | | | 1,680.39 |
| SMITHFIELD | ANDREW ROHAN | ALLOCATION 2010/11 | 17,668.88 | | | | 8,581.18 | | | | 5,114.22 |
| | | C/FORWARD 2009/10 | N/A | | | | N/A | | | | N/A |
| | | TOTAL AVAIL 2010/11 | 17,668.88 | | | | 8,581.18 | | | | 5,114.22 |
| | | EXPENDED CLAIMED | | | | | 2,754.97 | | | | 4,403.28 |
| | | | 17,668.88 | | | | 5,826.21 | | | | 710.94 |
| SOUTH COAST | SHELLEY HANCOCK | ALLOCATION 2010/11 | | | | | 12,597.22 | | | | 5,114.22 |
| | | C/FORWARD 2009/10 | | | | | N/A | | | | N/A |
| | | TOTAL AVAIL 2010/11 | | | | | 12,597.22 | | | | 5,114.22 |
| | | EXPENDED CLAIMED | | | 1,995.00 | | 5,645.55 | 321.00 | | 476.56 | 3,186.70 |
| | | | | | | | 6,951.67 | | | | 1,927.52 |
| STRATHFIELD | CHARLES CASUSCELLI | ALLOCATION 2010/11 | 16,745.65 | | | | 8,581.18 | | | | 5,114.22 |
| | | C/FORWARD 2009/10 | N/A | | | | N/A | | | | N/A |
| | | TOTAL AVAIL 2010/11 | 16,745.65 | | | | 8,581.18 | | | | 5,114.22 |
| | | EXPENDED CLAIMED | 12,700.00 | | | | 7,854.52 | 31.82 | | | |
| | | | 4,045.65 | | | | 726.66 | | | | 5,114.22 |
| SWANSEA | GARRY EDWARDS | ALLOCATION 2010/11 | 16,994.13 | | | | 9,601.67 | | | | 5,114.22 |
| | | C/FORWARD 2009/10 | N/A | | | | N/A | | | | N/A |
| | | TOTAL AVAIL 2010/11 | 16,994.13 | | | | 9,601.67 | | | | 5,114.22 |
| | | EXPENDED CLAIMED | 10,284.00 | | 851.00 | | 9,300.92 | 10.55 | | | 1,022.19 |
| | | | 6,710.13 | | | | 300.75 | | | | 4,092.03 |
| SYDNEY | CLOVER MOORE | ALLOCATION 2010/11 | | | | | 9,006.92 | | | | |
| | | C/FORWARD 2009/10 | | | | | N/A | | | | |
| | | TOTAL AVAIL 2010/11 | | | | | 9,006.92 | | | | |
| | | EXPENDED CLAIMED | | | | | 8,287.77 | | | 293.54 | |
| | | | | | | | 719.15 | | | | |
| TAMWORTH | KEVIN ANDERSON | ALLOCATION 2010/11 | 16,738.48 | | | | 10,271.37 | | | | 5,114.22 |
| | | C/FORWARD 2009/10 | N/A | | | | N/A | | | | N/A |
| | | TOTAL AVAIL 2010/11 | 16,738.48 | | | | 10,271.37 | | | | 5,114.22 |
| | | EXPENDED CLAIMED | | | 7,786.67 | | 4,761.53 | 969.36 | 1,381.50 | 706.20 | |
| | | | 16,738.48 | | | | 5,509.84 | | | | 5,114.22 |
| TERRIGAL | CHRIS HARTCHER | ALLOCATION 2010/11 | | | | | 10,382.92 | | | | 5,114.22 |
| | | C/FORWARD 2009/10 | | | | | N/A | | | | N/A |
| | | TOTAL AVAIL 2010/11 | | | | | 10,382.92 | | | | 5,114.22 |
| | | EXPENDED CLAIMED | | | | | 2,874.10 | 10.37 | | | 1,015.28 |
| | | | | | | | 7,508.82 | | | | 4,098.94 |

| ELECTORATE | MEMBER | DESCRIPTION | ELECTORATE MAILOUT ACCOUNT | COMMITTEE ALLOWANCE | MEMBERS' ELECTORATE TO SYDNEY TRAVEL | CHARTER TRANSPORT ALLOWANCE | LOGISTIC SUPPORT ALLOCATION (LSA) TOTAL | MEMBERS' LSA TRAVEL | SPOUSE/ APPROVED RELATIVE LSA TRAVEL | MEMBERS' STAFF LSA TRAVEL | ADDITIONAL TEMPORARY STAFF |
|--------------|-----------------|---------------------|-------------------------------|------------------------|--|-----------------------------------|---|------------------------|--|------------------------------|-------------------------------|
| THE ENTRANCE | CHRIS SPENCE | ALLOCATION 2010/11 | 16,830.16 | | | | 9,601.67 | | | | 5,114.22 |
| | | C/FORWARD 2009/10 | N/A | | | | N/A | | | | N/A |
| | | TOTAL AVAIL 2010/11 | 16,830.16 | | | | 9,601.67 | | | | 5,114.22 |
| | | EXPENDED CLAIMED | | | 837.00 | | 9,316.59 | 24.55 | | 396.00 | 4,584.16 |
| | | | 16,830.16 | | | | 285.08 | | | | 530.06 |
| TOONGABBIE | NATHAN REES | ALLOCATION 2010/11 | | | | | 8,581.18 | | | | 5,114.22 |
| | | C/FORWARD 2009/10 | | | | | N/A | | | | N/A |
| | | TOTAL AVAIL 2010/11 | | | | | 8,581.18 | | | | 5,114.22 |
| | | EXPENDED CLAIMED | | | | | 4,684.14 | | | | 3,137.62 |
| | | | | | | | 3,897.04 | | | | 1,976.60 |
| TWEED | GEOFF PROVEST | ALLOCATION 2010/11 | | | | | 10,271.37 | | | | 5,114.22 |
| | | C/FORWARD 2009/10 | | | | | N/A | | | | N/A |
| | | TOTAL AVAIL 2010/11 | | | | | 10,271.37 | | | | 5,114.22 |
| | | EXPENDED CLAIMED | | | 2,853.96 | | 7,604.57 | 1,479.52 | 231.82 | 633.64 | 5,114.22 |
| | | | | | | | 2,666.80 | | | | |
| UPPER HUNTER | GEORGE SOURIS | ALLOCATION 2010/11 | | | | 3,117.29 | 11,720.99 | | | | 5,114.22 |
| | | C/FORWARD 2009/10 | | | | N/A | N/A | | | | N/A |
| | | TOTAL AVAIL 2010/11 | | | | 3,117.29 | 11,720.99 | | | | 5,114.22 |
| | | EXPENDED CLAIMED | | | 724.50 | 123.43 | 7,337.58 | 493.68 | 704.98 | | 1,434.30 |
| | | | | | | | 2,993.86 | 4,383.41 | | | |
| VAUCLUSE | GABRIELLE UPTON | ALLOCATION 2010/11 | 16,901.12 | | | | 9,090.31 | | | | 5,114.22 |
| | | C/FORWARD 2009/10 | N/A | | | | N/A | | | | N/A |
| | | TOTAL AVAIL 2010/11 | 16,901.12 | | | | 9,090.31 | | | | 5,114.22 |
| | | EXPENDED CLAIMED | 10,039.88 | | | | 2,879.48 | 29.59 | | | 1,310.54 |
| | | | 6,861.24 | | | | 6,210.83 | | | | 3,803.68 |
| WAGGA WAGGA | DARYL MAGUIRE | ALLOCATION 2010/11 | | | | | 11,122.84 | | | | 5,114.22 |
| | | C/FORWARD 2009/10 | | | | | N/A | | | | N/A |
| | | TOTAL AVAIL 2010/11 | | | | | 11,122.84 | | | | 5,114.22 |
| | | EXPENDED CLAIMED | | | 5,532.32 | | 10,717.75 | 1,106.25 | | 856.93 | 5,114.21 |
| | | | | | | | 405.09 | | | | 0.01 |

| ELECTORATE | MEMBER | DESCRIPTION | ELECTORATE MAILOUT ACCOUNT | COMMITTEE ALLOWANCE | MEMBERS' ELECTORATE TO SYDNEY TRAVEL | CHARTER TRANSPORT ALLOWANCE | LOGISTIC SUPPORT ALLOCATION (LSA) TOTAL | MEMBERS' LSA TRAVEL | SPOUSE/ APPROVED RELATIVE LSA TRAVEL | MEMBERS' STAFF LSA TRAVEL | ADDITIONAL TEMPORARY STAFF |
|-------------|----------------------|---------------------|-------------------------------|------------------------|--|-----------------------------------|---|------------------------|--|------------------------------|-------------------------------|
| WAKEHURST | BRAD HAZZARD | ALLOCATION 2010/11 | | | | | 9,362.43 | | | | 5,114.22 |
| | | C/FORWARD 2009/10 | | | | | N/A | | | | N/A |
| | | TOTAL AVAIL 2010/11 | | | | | 9,362.43 | | | | 5,114.22 |
| | | EXPENDED CLAIMED | | | | | 6,201.13 | 268.33 | | | 2,010.96 |
| | | | | | | | 3,161.30 | | | 3,103.26 | |
| WALLSEND | SONIA HORNERY | ALLOCATION 2010/11 | | | | | 9,601.67 | | | | 5,114.22 |
| | | C/FORWARD 2009/10 | | | | | N/A | | | | N/A |
| | | TOTAL AVAIL 2010/11 | | | | | 9,601.67 | | | | 5,114.22 |
| | | EXPENDED CLAIMED | | | 2,486.40 | | 2,885.17 | | | | 3,554.23 |
| | | | | | | | 6,716.50 | | | 1,559.99 | |
| WILLOUGHBY | GLADYS BEREJKLIAN | ALLOCATION 2010/11 | | | | | 9,362.43 | | | | 5,114.22 |
| | | C/FORWARD 2009/10 | | | | | N/A | | | | N/A |
| | | TOTAL AVAIL 2010/11 | | | | | 9,362.43 | | | | 5,114.22 |
| | | EXPENDED CLAIMED | | | | | 4,538.34 | | | | 4,278.92 |
| | | | | | | | 4,824.09 | | | 835.30 | |
| WOLLONDILLY | JAI ROWELL | ALLOCATION 2010/11 | 16,968.89 | | | | 9,601.67 | | | | 5,114.22 |
| | | C/FORWARD 2009/10 | N/A | | | | N/A | | | | N/A |
| | | TOTAL AVAIL 2010/11 | 16,968.89 | | | | 9,601.67 | | | | 5,114.22 |
| | | EXPENDED CLAIMED | 11,750.00 | | 860.91 | | 4,373.16 | | | | |
| | | | 5,218.89 | | | | 5,228.51 | | | 5,114.22 | |
| WOLLONGONG | NOREEN HAY | ALLOCATION 2010/11 | | | | | 9,601.67 | | | | 5,114.22 |
| | | C/FORWARD 2009/10 | | | | | N/A | | | | N/A |
| | | TOTAL AVAIL 2010/11 | | | | | 9,601.67 | | | | 5,114.22 |
| | | EXPENDED CLAIMED | | | | | 8,411.09 | | | 833.24 | 4,000.78 |
| | | | | | | | 1,190.58 | | | 1,113.44 | |
| WYONG | DARREN WEBBER | ALLOCATION 2010/11 | 16,869.50 | | | | 9,601.67 | | | | 5,114.22 |
| | | C/FORWARD 2009/10 | N/A | | | | N/A | | | | N/A |
| | | TOTAL AVAIL 2010/11 | 16,869.50 | | | | 9,601.67 | | | | 5,114.22 |
| | | EXPENDED CLAIMED | 6,410.00 | | | | 4,480.69 | | | 82.93 | 3,418.94 |
| | | | 10,459.50 | | | | 5,120.98 | | | 1,695.28 | |

Appendix H

OHS and Injury Management Report

The Department of the Legislative Assembly is committed to ensuring the workplace health and safety of our employees as well as that of visitors. The Department is represented on the Parliament's Occupational Health and Safety (OHS) Committee which met on four occasions during the reporting year.

As part of a strategic OHS framework, Parliament has revised and implemented a new OHS Policy, developed and implemented an OHS Policy Statement, OHS Consultation Statement, and OHS Responsibility Accountability and Authority Statement. These documents and a number of others support and are integrated into an online OHS Management System which was developed and implemented through the reporting year. The OHS Management System currently in its infant stage, is being developed consultatively in accordance with AS/NZS 4801. All associated programs, policy and procedure will be further populated within this dedicated area of the Intranet.

2010/11 INCIDENTS

| DEPARTMENT | NO. OF REPORTED INCIDENTS | NO. OF LOST TIME INJURIES | NO. OF REHAB ONLY INJURIES | NATURE OF LOST TIME/REHAB INJURIES | | | | | NO. OF CLAIMS OPENED | TOTAL COST OF CLAIMS |
|-------------------------------------|---------------------------|---------------------------|----------------------------|------------------------------------|----------|----------|----------|----------|----------------------|----------------------|
| | | | | STF | STRAIN | CUTS | JRNY | OTHR | | |
| LA – Electorate Offices | 12 | 1 | 4 | 0 | 2 | 0 | 3 | 0 | 5 | \$9,952.00 |
| LA – Committees | 3 | 2 | 0 | 0 | 0 | 0 | 2 | 0 | 2 | \$2,825.00 |
| LA – Other | 0 | 0 | 0 | 0 | 0 | 0 | 0 | 0 | 0 | \$0 |
| LA Total | 15 | 3 | 4 | 0 | 2 | 0 | 5 | 0 | 7 | \$12,777.00 |
| OVERALL PARLIAMENTARY TOTALS | 41 | 5 | 4 | 0 | 3 | 0 | 6 | 2 | 11 | \$55,160.00 |

STF = Slips/Trips/Falls

Strain = includes manual handling

Jrny = Journey to/from Work

Othr = all other injuries not categorised

Significant recruitment after the State Election necessitated ongoing delivery of an intense two day induction program. A total of 52 staff participated in the mandatory training with OHS a key element of the program. Also, a dedicated OHS information page for Electorate Offices, *infOHS*, was developed to ensure new employees are aware of their OHS responsibilities, have information regarding reporting, emergency procedures, and where documentation such as the How to Set-up Your Workstation Guideline can be accessed. This information was also made available as a pdf containing embedded hyperlinks that direct employees to the relevant areas within the online OHS Management System.

To assist delivery of training programs to the electorate offices, an online learning management system was procured and entered its testing and implementation phase near the end of the reporting year. Two essential training modules were created for the pilot project including a 30 minute Introduction to OHS in Electorate Offices, and Security in Electorate Offices which are to be issued early in the new financial year.

In collaboration with an external service provider, a comprehensive online Contractor Induction training module was developed for Parliament House to support legislative requirements regarding Contractor Management. The online training module is accessed externally via the Internet and provides increased flexibility for contractors who can undertake the training prior to attending or commencing work on-site.

The reporting year saw a reshuffle of the Treasury Managed Fund Workers Compensation Insurance portfolios which reallocated Parliament to a new portfolio and Insurer. In line with these changes a new wage reimbursement application was developed and implemented within the online incident database, which communicates information direct to the Insurer and streamlines the previous manual processing of workers compensation information. The Legislative Assembly incurred seven workers compensation claims during the reporting year, with a total of \$12,777 paid on the 2010/11 claims.

Appendix I

Equal employment opportunity statistics

The equal employment opportunity (EEO) statistics have been reported for two work groups – electorate officers, and all other full-time permanent employees of the Legislative Assembly.

The Legislative Assembly workgroup is recruited and appointed in accordance with public sector standards on equity and participation.

LEGISLATIVE ASSEMBLY BY REMUNERATION LEVEL (EXCLUDING ELECTORATE OFFICERS)

| REMUNERATION LEVEL OF SUBSTANTIVE POSITION | 2011 | | | | | | | | | |
|---|------------------------------|-------------|-----------|-----------|---|--|--|-----------------------------|---|--|
| | TOTAL STAFF (MEN & WOMEN) | RESPONDENTS | MEN | WOMEN | ABORIGINAL PEOPLE & TORRES STRAIT ISLANDERS | PEOPLE FROM RACIAL, ETHNIC, ETHNO-RELIGIOUS MINORITY GROUPS | PEOPLE WHOSE LANGUAGE FIRST SPOKEN AS A CHILD WAS NOT ENGLISH | PEOPLE WITH A DISABILITY | PEOPLE WITH A DISABILITY REQUIRING WORK-RELATED ADJUSTMENT | |
| >\$0 – < \$39,670 | - | - | - | - | - | - | - | - | - | |
| \$39,670 – < \$52,104 | 3 | 1 | 2 | 1 | - | - | - | - | | |
| \$52,104 – < \$58,249 | 5 | 3 | 1 | 4 | - | 1 | 2 | - | | |
| \$58,249 – < \$73,709 | 8 | 4 | 5 | 3 | - | 1 | 1 | - | | |
| \$73,709 – < \$95,319 | 21 | 14 | 9 | 12 | - | 1 | 2 | - | | |
| \$95,319 – < \$119,149 | 14 | 9 | 4 | 10 | - | 2 | 2 | - | | |
| >\$119,149 (Non SES) | 4 | 4 | 3 | 1 | - | 1 | 1 | - | | |
| >\$119,149 (SES) | - | - | - | - | - | - | - | - | | |
| Total | 55 | 35 | 24 | 31 | - | 6 | 8 | - | | |

LEGISLATIVE ASSEMBLY BENCHMARK STATISTICS (EXCLUDING ELECTORATE OFFICERS)

| EEO GROUP | BENCHMARK/ TARGET | TRENDS IN THE REPRESENTATION OF EEO GROUPS | | |
|--|----------------------|--|-------|-------|
| | | PERCENTAGE OF TOTAL STAFF | | |
| | | 2009 | 2010 | 2011 |
| Women | 50.0% | 0.0% | 58.2% | 56.4% |
| Aboriginal people and Torres Strait Islanders | 2.6% | 0.0% | 0.0% | 0.0% |
| People whose first language was not English | 19.0% | 0.0% | 18.4% | 22.6% |
| People with a disability | N/A | 0.0% | 2.7% | 0.0% |
| People with a disability requiring work-related adjustment | 1.5% | 0.0% | 2.7% | 0.0% |

LEGISLATIVE ASSEMBLY BY REMUNERATION LEVEL (INCLUDING ELECTORATE OFFICERS)

| REMUNERATION LEVEL OF SUBSTANTIVE POSITION | 2011 | | | | | | | | |
|---|-------------|-------------|-----------|------------|---|--|--|-----------------------------|---|
| | TOTAL STAFF | RESPONDENTS | MEN | WOMEN | ABORIGINAL PEOPLE & TORRES STRAIT ISLANDERS | PEOPLE FROM RACIAL, ETHNIC, ETHNO-RELIGIOUS MINORITY GROUPS | PEOPLE WHOSE LANGUAGE FIRST SPOKEN AS A CHILD WAS NOT ENGLISH | PEOPLE WITH A DISABILITY | PEOPLE WITH A DISABILITY REQUIRING WORK-RELATED ADJUSTMENT |
| >\$0 - < \$39,670 | 0 | 0 | 0 | 0 | 0 | 0 | 0 | 0 | 0 |
| \$39,670 - < \$52,104 | 129 | 37 | 41 | 88 | 2 | 0 | 2 | 1 | 0 |
| \$52,104 - < \$58,249 | 5 | 3 | 1 | 4 | 0 | 1 | 2 | 0 | 0 |
| \$58,249 - < \$73,709 | 120 | 56 | 28 | 92 | 0 | 3 | 5 | 0 | 0 |
| \$73,709 - < \$95,319 | 24 | 16 | 9 | 15 | 0 | 1 | 2 | 0 | 0 |
| \$95,319 - <=\$119,149 | 15 | 9 | 5 | 10 | 0 | 2 | 2 | 0 | 0 |
| >\$119,149 (Non SES) | 4 | 4 | 3 | 1 | 0 | 1 | 1 | 0 | 0 |
| >\$119,149 (SES) | 0 | 0 | 0 | 0 | 0 | 0 | 0 | 0 | 0 |
| TOTAL | 297 | 125 | 87 | 210 | 2 | 8 | 14 | 1 | 0 |

| EEO GROUP | BENCHMARK | TRENDS IN THE DISTRIBUTION OF EEO GROUPS | | |
|--|-----------|--|------|------|
| | | 2009 | 2010 | 2011 |
| Women | 100 | 0 | 98 | 101 |
| Aboriginal people and Torres Strait Islanders | 100 | 0 | 0 | 0 |
| People whose first language was not English | 100 | 0 | n/a | n/a |
| People with a disability | 100 | 0 | n/a | 0 |
| People with a disability requiring work-related adjustment | 100 | 0 | n/a | 0 |

Note 1. A Distribution Index of 100 indicates that the centre of the distribution of the EEO group across salary levels is equivalent to that of other staff. Values less than 100 mean that the EEO group tends to be more concentrated at lower salary levels than is the case for other staff. The more pronounced this tendency is, the lower the index will be. In some cases the index may be more than 100, indicating that the EEO group is less concentrated at lower salary levels.

Note 2. The Distribution Index is not calculated where EEO group or non-EEO group numbers are less than 20.

Appendix J

Additional Annual Report Information

ACCESSIBILITY

This report is available in PDF format on the Parliament's website at the following address:
www.parliament.nsw.gov.au

Committee reports referred to in this report can also be accessed at this site.

Printed copies can be obtained by contacting the Office of the Clerk of the Legislative Assembly:
Telephone: (02) 9230 2666

ANNUAL REPORT PRODUCTION – EXTERNAL COSTS

The total external costs incurred in the production of this report were \$19,327.

ASSET ACQUISITIONS

| LEGISLATIVE ASSEMBLY ACQUISITIONS | 2010/11 \$000 | 2011/12 \$000 |
|--|------------------|------------------|
| Electorate office fitouts & refurbishment | 886 | 1,359 |
| Chamber audio visual broadcasting equipment | 747 | - |
| Electorate office IT equipment upgrade and communication infrastructure | 2,490 | 240 |
| Electorate office equipment replacement | 3,113 | 650 |
| Total | 7,236 | 2,249 |

CONSULTANTS

Consultancies over \$30,000

There was one consultancy over \$30,000. Gibson Quai-AAS Pty Limited was engaged to provide specialist advice on the introduction of IP Telephony Services to the Parliament and its 95 Electorate Offices, at a cost of \$50,960.

Consultancies under \$30,000

There were a total of 5 engagements with a total cost of \$80,986. The services provided related to design services for corporate publications, human resources and the Assembly restructure project, and the Members' and Electorate Officers' satisfaction survey.

ETHICAL STANDARDS

The Parliament of New South Wales Parliamentary Staff Code of Conduct (May 2005) provides a framework for the Department's ethical conduct.

The Code is designed to help staff meet high standards of integrity and ethical behaviour, provide a basis for making day-to-day decisions and convey the behaviour expected of staff as employees of the Parliament.

The Parliament of New South Wales Members' Staff Code of Conduct (May 2006) provides a similar framework for the ethical conduct of electorate office staff.

The Code of Conduct and *Protected Disclosures Act 1994* are presented to new staff at the Electorate Officers Induction Program.

INDIGENOUS MATTERS

On 8 September 2010 the *Constitution Amendment (Recognition of Aboriginal People) Bill 2010* was introduced in the Legislative Assembly to provide for the recognition in the *Constitution Act 1902* of the Aboriginal people of New South Wales.

The previous day standing orders were suspended at 11:25am for the introduction and agreement in principle speech on the Bill by the Premier; for the Leader of the Opposition, the Leader of the Nationals and the Minister for Community Services to speak to the Bill immediately following the Premier's speech; and for the debate on the Bill to be automatically adjourned and set down as an order of the day for a future day.

The motion also made provision for the Chairperson of the NSW Aboriginal Land Council, Councillor Bev Manton, and a Gadigal elder, Uncle Charles ‘Chicka’ Madden, preceded by ceremonial dancers, to be seated on the floor of the House during proceedings on the Bill and for Councillor Manton to address the House following the adjournment of the debate on the Bill.

The next day, following a Welcome to Country and a Smoking Ceremony which took place in the Forecourt of Parliament House, the Speaker made a statement in relation to the Bill and the Parliament’s ongoing contribution to Aboriginal reconciliation and, in accordance with the resolution of the House, the proceedings on the Bill took place with Councillor Manton and Uncle Charles Madden in attendance on the floor of the House.

The debate was adjourned and set down as an order of the day for a future day, after which Councillor Manton addressed the House and then withdrew along with Uncle Charles Madden.

The Bill was passed by the Legislative Assembly on 22 September 2010 without amendment and then by the Legislative Council on 19 October 2010, also without amendment. The Bill was subsequently assented to by Her Excellency the Governor on 25 October 2010.

On 26 October 2010, immediately after the Speaker had reported the message from the Governor assenting to the Bill, the Minister for Aboriginal Affairs moved a motion, by leave, authorising the Speaker to arrange for the placement of the Australian Aboriginal flag in the Legislative Assembly Chamber “...as a permanent symbol of the recognition of the Aboriginal people as the State’s first people and nations and the traditional custodians and occupants of the land in New South Wales”.

After a short debate with contributions from the Leader of the Opposition and the Leader of the Nationals, the motion was carried and the Speaker left the Chair to unveil the Australian Aboriginal flag to the immediate right of the NSW flag in the Chamber.



LEGISLATION GOVERNING THE LEGISLATIVE ASSEMBLY

The principal Act governing the Legislative Assembly is the *Constitution Act 1902*. Section 5 states that “The Legislature shall, subject to the provisions of the Commonwealth of Australia Constitution Act, have power to make laws for the peace, welfare, and good government of New South Wales in all cases whatsoever: Provided that all Bills for appropriating any part of the public revenue, or for imposing any new rate, tax or impost, shall originate in the Legislative Assembly.”

Constitution Act 1902 s14A — Disclosure of Pecuniary Interests and Other Matters by Members, and the Constitution (Disclosures by Members) Regulation 1983

Section 14A provides for the Governor to make regulations in relation to the disclosure by Members of pecuniary interests or other matters. The section also provides that any “wilful contravention” of the regulation may lead to the House declaring the Member’s seat vacant. The regulation sets out the pecuniary interests that must be disclosed and the timeframes and process for lodgement of returns. The pecuniary interest forms are contained in Schedule 1 of the regulation.

Constitution Act 1902 s15 — Standing Rules and Orders to be laid before Governor

This section gives the House the authority to make standing orders for approval by the Governor for the conduct of proceedings in the House.

Constitution Act 1902 s25 — Number of Members of the Legislative Assembly

This section states that there are 93 Members of the Legislative Assembly.

Constitution Act 1902 s31 — Speaker

This section provides constitutional recognition of the Speaker as the independent and impartial representative of the Legislative Assembly. It also provides for the Speaker, when not presiding, to take part in debates or discussions and to vote on any question which arises in the House.

Parliamentary Electorates and Elections Act 1912

This Act sets out the way that elections for the New South Wales Parliament will be conducted and related matters.

Parliamentary Evidence Act 1901

This Act provides for the summoning, attendance and examination of witnesses before either House of Parliament or its Committees.

Defamation Act 2005

This Act provides absolute privilege for any matter published in the course of the proceedings of a parliamentary body (e.g. debates and proceedings and submissions to Committees or papers tabled during Committee proceedings). The Act extends the defence of absolute privilege to the publication of “matter” that would be subject to absolute privilege under the corresponding law of another jurisdiction.

Parliamentary Papers (Supplementary Provisions) Act 1975

This Act gives authority to either House, a joint sitting or a Committee to publish any documents laid before it or any evidence given to it.

Parliamentary Precincts Act 1997

The Act provides a statutory definition of the parliamentary precincts and vests control of the precincts in the Presiding Officers.

Parliamentary Remuneration Act 1989

This Act sets the basic salary and superannuation arrangement for Members and additional salaries and allowances for Office Holders. The Act also establishes the Parliamentary Remuneration Tribunal and sets out its functions.

Legislation and like matters impacting on the Parliament during the reporting year

In May 2011, the Parliament passed the *Constitution Amendment (Prorogation of Parliament) Act 2011*. The Act amended section 10A(2) of the *Constitution Act 1902* to provide that the Premier or Executive Council may not advise the Governor to prorogue the Legislative Council and Assembly for the six months prior to 26 January in the year in which an election is due to be held. This provision effectively prevents the Executive Government from proroguing Parliament early in the lead up to an election in an attempt to prevent parliamentary scrutiny of its activities. This amendment to the *Constitution Act 1902* was made in response to the prorogation of the Parliament on 22 December 2010, several months prior to the election of 26 March 2011.

Constitution (Disclosures by Members) Regulation 1983

In response to concerns about the disclosure by Members of flight upgrades, advice was received from the Crown Solicitor that indicated that flight or accommodation upgrades valued at more than \$250 (or which accumulate to an annual value exceeding \$250) should be disclosed in the Members' pecuniary interest declaration. In relation to airline lounge memberships, which may be at the invitation of the airline, and similar loyalty programs, the Crown Solicitor has noted that it was unclear whether such memberships could be considered as a "contribution to travel". Members, in the interests of transparency, have been encouraged to consider such disclosures.

Jury Amendment Act 2010

In September 2007, the NSW Law Reform Commission tabled a report entitled *Jury Selection*. The report examined the operation and effectiveness of the system for selecting jurors in New South Wales under the *Jury Act 1977*. Officers and staff of the New South Wales Parliament were exempt from jury service under section 6 and schedule 2 of the *Jury Act 1977*. However, one of the recommendations made by the Law reform Commission was that officers and staff of the Houses should be eligible for jury service.

In accordance with this recommendation, the statutory exemption of officers and staff of the NSW Parliament from jury service was duly removed through the *Jury Amendment Act 2010*, which passed Parliament on 22 June 2010, and was assented to on 28 June 2010. The Act is yet to commence. The removal of this statutory exemption, contrary to the recommendations of the Clerks of both Houses, potentially revives the common law immunity from jury duty which likely attaches to senior officers of the NSW Parliament, based on the superior right of the Houses to the attendance and service of their officers.

The Attorney-General, the Hon. John Hatzistergos, has referred terms of reference to the Legislative Council's Standing Committee on Law and Justice to inquire into and report on the eligibility of Members of Parliament who do not hold Ministerial portfolios to serve on juries. The Committee received submissions from the President and Speaker of the NSW Parliament, current and former Members of the NSW Parliament, the Clerk of the Legislative Assembly, the Clerk of the Legislative Council, Clerks of other Parliaments, the Office of the Director of Public Prosecutions, the Public Defenders Office, the Chief Magistrate of the Local Court of NSW, and others.

The Committee reported on 24 November 2010. One recommendation upheld the exemption of Members from jury service. In support, the Committee cited the doctrine of the separation of powers, acknowledging that while the doctrine is not formally expressed in statute in NSW, it is nonetheless fundamental to the State's system of government, and that allowing individuals who make laws to then adjudicate on those laws would be a fundamental breach of the doctrine. The Committee also accepted the longstanding principle that the Houses have the first right to services of their Members. It is noted that the UK Parliament withdrew the statutory immunity of Members of Parliament from jury duty in 2003.

PRIVACY MANAGEMENT PLAN – PRIVACY AND PERSONAL INFORMATION PROTECTION (PIIP) ACT 1998

The NSW Legislative Assembly supports the objectives of the privacy laws and is committed to the development of a workplace that is privacy aware and which has appropriate procedures to protect personal information.

The Legislative Assembly will review its privacy procedures with a view to documenting its obligations in line with the principles set out in the *Privacy and Personal Information Protection Act 1998*.

This project involves finalising a comprehensive privacy policy, establishing an internal process for privacy-related grievances, and clarifying the responsibilities incumbent on office-holders and staff with respect to privacy and the protection of personal information relating to constituency and other stakeholder information.

Another feature of the review is the development of guidelines on privacy best practice that take into account existing privacy obligations together with open access to information responsibilities and parliamentary privilege rights.

It is anticipated that the review will be completed and procedures set in place during 2012.

SENIOR MANAGEMENT COMMITTEES AND THEIR ROLES

The Clerk of the Legislative Assembly, Mr Russell Grove, served on the Parliament of New South Wales Audit and Risk Committee until the Committee was reorganised after March 2011.

The Parliament's Audit and Risk Committee now comprises three independent members; Mr Jim Mitchell (The Independent Chair), Ms Christine Feldmanis and Ms Gerry Brus. The newly constituted committee first met in May 2011. A report of the committee's activities is contained in the section of this Annual Report titled 'Our Organisation'.

WAGE AND SALARY MOVEMENTS

The Crown Employees (Public Sector Salaries 2008) award granted a 4% salary increase from 1 July 2010 to most staff of the Legislative Assembly, including electorate officers.

The Statutory and Other Offices Remuneration Tribunal Determination of 2010 increased the salaries of the Clerk of the Legislative Assembly and the Deputy Clerk by 4% from 1 October 2010.

WASTE

During the reporting period the Parliament purchased less A4 white paper than in the previous reporting period (13,851 reams, down from 14,098 in the previous reporting period), with 9,479 of those reams using recycled material.

The use of recycled material during 2010/11 is an improvement of 9% from the previous reporting period, taking the Parliament to a total of 68% of white paper being purchased with recycled content. A large proportion of the remaining 32% (virgin paper) was used by Hansard for archival purposes.

The Parliament generated more cardboard waste than in the previous reporting period, partially due to computer purchases, but 100% of the waste was recycled.

The Parliament purchased more toner cartridges during the reporting period, and though the percentage containing recycled material was less than in previous years, all used cartridges were returned for recycling.

For a full description of the initiatives implemented by the Parliament to comply with the standards set in the Government's Waste Reduction and Purchasing Policy (WRAP) and the Australian Government OS CAR (Online System for Comprehensive Activity Reporting), please refer to the *Department of Parliamentary Services Annual Report 2010/11*.

Financial statements





GPO BOX 12
Sydney NSW 2001

INDEPENDENT AUDITOR'S REPORT

The Legislature

To Members of the New South Wales Parliament

I have audited the accompanying financial statements of The Legislature, which comprise the statement of financial position as at 30 June 2011, the statement of comprehensive income, statement of changes in equity, statement of cash flows, service group statements and a summary of compliance with financial directives for the year then ended, notes comprising a summary of significant accounting policies and other explanatory information.

Opinion

In my opinion, the financial statements:

- give a true and fair view of the financial position of The Legislature as at 30 June 2011, and its financial performance for the year then ended in accordance with Australian Accounting Standards
- are in accordance with section 45E of the *Public Finance and Audit Act 1983* (the PF&A Act) and the Public Finance and Audit Regulation 2010

My opinion should be read in conjunction with the rest of this report.

The Clerks' and Executive Manager's Responsibility for the Financial Statements

The Clerk of the Legislative Assembly, the Clerk of the Parliaments and the Executive Manager Parliamentary Services are responsible for the preparation and fair presentation of the financial statements that give a true and fair view in accordance with Australian Accounting Standards and the PF&A Act, and for such internal control as the Clerks and Executive Manager determine is necessary to enable the preparation of the financial statements that are free from material misstatement, whether due to fraud or error.

Auditor's Responsibility

My responsibility is to express an opinion on the financial statements based on my audit. I conducted my audit in accordance with Australian Auditing Standards. Those standards require that I comply with relevant ethical requirements relating to audit engagements and plan and perform the audit to obtain reasonable assurance about whether the financial statements are free from material misstatement.

An audit involves performing procedures to obtain audit evidence about the amounts and disclosures in the financial statements. The procedures selected depend on the auditor's judgement, including the assessment of the risks of material misstatement of the financial statements, whether due to fraud or error. In making those risk assessments, the auditor considers internal control relevant to The Legislature's preparation and fair presentation of the financial statements in order to design audit procedures that are appropriate in the circumstances, but not for the purpose of expressing an opinion on the effectiveness of The Legislature's internal control. An audit also includes evaluating the appropriateness of accounting policies used and the reasonableness of accounting estimates made by the Clerks and Executive Manager, as well as evaluating the overall presentation of the financial statements.

I believe the audit evidence I have obtained is sufficient and appropriate to provide a basis for my audit opinion.

My opinion does *not* provide assurance:

- about the future viability of The Legislature
- that it has carried out its activities effectively, efficiently and economically
- about the effectiveness of its internal control
- about the assumptions used in formulating the budget figures disclosed in the financial statements
- about the security and controls over the electronic publication of the audited financial statements on any website where they may be presented
- about any other information which may have been hypertexted to/from the financial statements.

Independence

In conducting my audit, I have complied with the independence requirements of the Australian Auditing Standards and other relevant ethical pronouncements. The PF&A Act further promotes independence by:

- providing that only Parliament, and not the executive government, can remove an Auditor-General
- mandating the Auditor-General as auditor of public sector agencies but precluding the provision of non-audit services, thus ensuring the Auditor-General and the Audit Office of New South Wales are not compromised in their role by the possibility of losing clients or income.

Peter Achterstraat
Auditor-General

21 October 2011
SYDNEY



The Legislature

Financial Statements for the Year Ended 30 June 2011

Statement by Department Heads

We state that:

- a. the accompanying financial statements have been prepared on an accrual basis in accordance with applicable Australian Accounting Standards, other authoritative pronouncements of the Australian Accounting Standards Board, the Urgent Issues Group Consensus Views and the Financial Reporting Directions published in the Financial Reporting Code for Budget Dependent General Government Sector Agencies;
- b. the statements exhibit a true and fair view of the financial position and transactions of The Legislature; and
- c. there are no circumstances which would render any particulars included in the financial statements to be misleading or inaccurate.

Russell D. Grove
Clerk of the Legislative Assembly

David Blunt
Clerk of the Parliaments

Robert Stefanic
Executive Manager
Dept. of Parliamentary Services

Date: 20 /10 /2011

Date: 20 /10 /2011

Date: 20 /10 /2011

THE LEGISLATURE

Statement of comprehensive income
for the year ended 30 June 2011

| | NOTES | ACTUAL 2011 \$'000 | BUDGET 2011 \$'000 | ACTUAL 2010 \$'000 |
|---|-------|--------------------------|--------------------------|--------------------------|
| Expenses excluding losses | | | | |
| Operating expenses | | | | |
| Employee related | 2(a) | 60,468 | 62,074 | 56,258 |
| Other operating expenses | 2(b) | 27,479 | 27,198 | 24,929 |
| Depreciation and amortisation | 2(c) | 5,864 | 6,190 | 5,219 |
| Other expenses – Members' remuneration | 2(d) | 38,700 | 33,723 | 40,294 |
| Total Expenses excluding losses | | 132,511 | 129,185 | 126,700 |
| Revenue | | | | |
| Sale of goods and services | 3(a) | 5,100 | 4,630 | 4,915 |
| Investment revenue | 3(b) | 215 | 125 | 140 |
| Grants and contributions | 3(c) | 291 | - | 17 |
| Other revenue | 3(d) | 626 | 135 | 363 |
| Total Revenue | | 6,232 | 4,890 | 5,435 |
| Gain / (loss) on disposal | 4 | (69) | - | (47) |
| Net Cost of Services | 18 | 126,348 | 124,295 | 121,312 |
| Government Contributions | | | | |
| Recurrent appropriation | 5 | 113,221 | 108,584 | 104,073 |
| Capital appropriation | 5 | 11,492 | 10,603 | 5,522 |
| Acceptance by the Crown Entity of employee benefits and other liabilities | 6 | 7,864 | 9,355 | 10,461 |
| Total Government Contributions | | 132,577 | 128,542 | 120,056 |
| SURPLUS/(DEFICIT) FOR THE YEAR | | 6,229 | 4,247 | (1,256) |
| Other comprehensive income | | | | |
| Net increase / (decrease) in property, plant and equipment asset revaluation reserve | | 252 | - | 5,355 |
| Other comprehensive income for the year | | 252 | - | 5,355 |
| TOTAL COMPREHENSIVE INCOME FOR THE YEAR | | 6,481 | 4,247 | 4,099 |

The accompanying notes form part of these statements.

THE LEGISLATURE

Statement of financial position
as at 30 June 2011

| | NOTES | ACTUAL 2011 \$'000 | BUDGET 2011 \$'000 | ACTUAL 2010 \$'000 |
|--------------------------------------|-------|--------------------------|--------------------------|--------------------------|
| ASSETS | | | | |
| Current Assets | | | | |
| Cash and cash equivalents | 8 | 2,192 | 1,310 | 2,457 |
| Receivables | 9 | 1,935 | 1,734 | 1,810 |
| Inventories | 10 | 119 | 95 | 95 |
| Total Current Assets | | 4,246 | 3,139 | 4,362 |
| Non-Current Assets | | | | |
| Property, plant and equipment | 11 | | | |
| – Land and buildings | | 131,033 | 130,997 | 129,361 |
| – Plant and equipment | | 14,303 | 15,309 | 12,085 |
| – Collection assets | | 43,155 | 41,925 | 43,225 |
| Total property, plant and equipment | | 188,491 | 188,231 | 184,671 |
| Intangible assets | 12 | 2,038 | 880 | 27 |
| Total Non-Current Assets | | 190,529 | 189,111 | 184,698 |
| Total Assets | | 194,775 | 192,250 | 189,060 |
| LIABILITIES | | | | |
| Current Liabilities | | | | |
| Payables | 13 | 5,670 | 4,728 | 5,857 |
| Provisions | 14 | 4,879 | 5,527 | 5,455 |
| Total Current Liabilities | | 10,549 | 10,255 | 11,312 |
| Non-Current Liabilities | | | | |
| Provisions | 14 | 47 | 50 | 50 |
| Total Non-Current Liabilities | | 47 | 50 | 50 |
| Total Liabilities | | 10,596 | 10,305 | 11,362 |
| Net Assets | | 184,179 | 181,945 | 177,698 |
| EQUITY | | | | |
| Reserves | | 32,806 | 32,554 | 32,554 |
| Accumulated Funds | | 151,373 | 149,391 | 145,144 |
| Total Equity | | 184,179 | 181,945 | 177,698 |

The accompanying notes form part of these statements.

THE LEGISLATURE

Statement of changes in equity
for the year ended 30 June 2011

| | ACCUMULATED FUNDS \$'000 | ASSET REVALUATION SURPLUS \$'000 | TOTAL \$'000 |
|--|--------------------------------|---|-----------------|
| Balance at 1 July 2010 | 145,144 | 32,554 | 177,698 |
| Surplus / (deficit) for the year | 6,229 | - | 6,229 |
| Other comprehensive income | - | - | - |
| Net increase / (decrease) in property, plant and equipment | - | 252 | 252 |
| Total other comprehensive income for the year | - | 252 | 252 |
| Total comprehensive income for the year | 6,229 | 252 | 6,481 |
| Balance at 30 June 2011 | 151,373 | 32,806 | 184,179 |
| Balance at 1 July 2009 | 146,400 | 27,199 | 173,599 |
| Surplus / (deficit) for the year | (1,256) | - | (1,256) |
| Other comprehensive income | - | - | - |
| Net increase / (decrease) in property, plant and equipment | - | 5,355 | 5,355 |
| Total other comprehensive income for the year | - | 5,355 | 5,355 |
| Total comprehensive income for the year | (1,256) | 5,355 | 4,099 |
| Balance at 30 June 2010 | 145,144 | 32,554 | 177,698 |

THE LEGISLATURE

Statement of cash flows
for the year ended 30 June 2011

| | NOTES | ACTUAL 2011 \$'000 | BUDGET 2011 \$'000 | ACTUAL 2010 \$'000 |
|--|-----------|--------------------------|--------------------------|--------------------------|
| CASH FLOWS FROM OPERATING ACTIVITIES | | | | |
| Payments | | | | |
| Employee related | | (59,005) | (52,798) | (52,146) |
| Other | | (64,739) | (65,099) | (61,190) |
| Total Payments | | (123,744) | (117,897) | (113,336) |
| Receipts | | | | |
| Sale of goods and services | | 4,831 | 4,716 | 4,824 |
| Interest received | | 190 | 125 | 152 |
| Other | | 5,238 | 3,325 | 3,562 |
| Total Receipts | | 10,259 | 8,166 | 8,538 |
| Cash Flows From Government | | | | |
| Recurrent appropriation | 5 | 113,221 | 108,584 | 104,073 |
| Capital appropriation | 5 | 11,492 | 10,603 | 5,522 |
| Net Cash Flows From Government | | 124,713 | 119,187 | 109,595 |
| NET CASH FLOWS FROM OPERATING ACTIVITIES | 18 | 11,228 | 9,456 | 4,797 |
| CASH FLOWS FROM INVESTING ACTIVITIES | | | | |
| Purchases of land and buildings, plant and equipment | | (11,493) | (10,603) | (5,658) |
| NET CASH FLOWS FROM INVESTING ACTIVITIES | | (11,493) | (10,603) | (5,658) |
| NET INCREASE / (DECREASE) IN CASH | | | | |
| Opening cash and cash equivalents | | 2,457 | 2,457 | 3,318 |
| CLOSING CASH AND CASH EQUIVALENTS | 8 | 2,192 | 1,310 | 2,457 |

The accompanying notes form part of these statements.

THE LEGISLATURE

Supplementary Financial Statements Summary of compliance with financial directives

| | 2011 | | | | 2010 | | | |
|---|----------------------------|--|--------------------------|--|----------------------------|--|--------------------------|--|
| | RECURRENT APPROPRIATION | EXPENDITURE / NET CLAIM ON CONSOLIDATED FUND | CAPITAL APPROPRIATION | EXPENDITURE / NET CLAIM ON CONSOLIDATED FUND | RECURRENT APPROPRIATION | EXPENDITURE / NET CLAIM ON CONSOLIDATED FUND | CAPITAL APPROPRIATION | EXPENDITURE / NET CLAIM ON CONSOLIDATED FUND |
| | \$'000 | \$'000 | \$'000 | \$'000 | \$'000 | \$'000 | \$'000 | \$'000 |
| ORIGINAL BUDGET | | | | | | | | |
| APPROPRIATION / EXPENDITURE | | | | | | | | |
| — Appropriation Act Additional Appropriations | 108,584 | 108,188 | 10,603 | 10,603 | 104,322 | 103,888 | 3,836 | 3,836 |
| — s21A PF&AA — special appropriation | - | - | - | - | - | - | - | - |
| — s24 PF&AA — transfers of functions between departments | - | - | - | - | - | - | - | - |
| — s26 PF&AA — Commonwealth specific purpose payments | 108,584 | 108,188 | 10,603 | 10,603 | 104,322 | 103,888 | 3,836 | 3,836 |
| OTHER APPROPRIATIONS / EXPENDITURE | | | | | | | | |
| — Treasurer's Advance | 8,737 | 5,033 | 2,121 | 889 | 185 | 185 | 2,309 | 1,686 |
| — Section 22 — expenditure for certain works and services | - | - | - | - | - | - | - | - |
| — Transfers to / from another agency (s28 — Appropriation Act) | 8,737 | 5,033 | 2,121 | 889 | 185 | 185 | 2,309 | 1,686 |
| Total Appropriations / Expenditure / Net Claim on Consolidated Fund (includes transfer payments) | 117,321 | 113,221 | 12,724 | 11,492 | 104,507 | 104,073 | 6,145 | 5,522 |
| Amount drawn down against Appropriation | | 113,221 | | - | | 104,073 | | 5,522 |
| Liability to Consolidated Fund* | | - | | - | | - | | - |

The Summary of Compliance is based on the assumption that Consolidated Fund monies are spent first (except where otherwise identified or prescribed).

*The Liability to Consolidated Fund represents the difference between the "Amount drawn down against Appropriation" and the "Total Expenditure / Net Claim on Consolidated Fund".

THE LEGISLATURE

Supplementary Financial Statements

Service group statements for the year ended 30 June 2011

| THE LEGISLATURE'S EXPENSES & REVENUES | CHAMBER AND COMMITTEE SUPPORT * | | MEMBERS' SUPPORT * | | COMMUNITY ACCESS * | | NOT ATTRIBUTABLE | | TOTAL | |
|--|---------------------------------------|----------------|-----------------------|----------------|-----------------------|----------------|---------------------|----------------|----------------|----------------|
| | 2011 \$'000 | 2010 \$'000 | 2011 \$'000 | 2010 \$'000 | 2011 \$'000 | 2010 \$'000 | 2011 \$'000 | 2010 \$'000 | 2011 \$'000 | 2010 \$'000 |
| Expenses excluding losses | | | | | | | | | | |
| Operating expenses | | | | | | | | | | |
| — Employee related | 7,982 | 7,426 | 49,221 | 45,794 | 3,265 | 3,038 | - | - | 60,468 | 56,258 |
| — Other operating expenses | 3,627 | 3,291 | 22,368 | 20,292 | 1,484 | 1,346 | - | - | 27,479 | 24,929 |
| Depreciation and amortisation | 774 | 689 | 4,773 | 4,248 | 317 | 282 | - | - | 5,864 | 5,219 |
| Other expenses | 5,108 | 5,319 | 31,502 | 32,799 | 2,090 | 2,176 | - | - | 38,700 | 40,294 |
| Total expenses excluding losses | 17,491 | 16,725 | 107,864 | 103,133 | 7,156 | 6,842 | - | - | 132,511 | 126,700 |
| Revenue | | | | | | | | | | |
| Sale of goods and services | 673 | 649 | 4,151 | 4,001 | 275 | 265 | - | - | 5,099 | 4,915 |
| Investment revenue | 28 | 18 | 175 | 114 | 12 | 8 | - | - | 215 | 140 |
| Grants and contributions | 38 | 2 | 237 | 14 | 16 | 1 | - | - | 291 | 17 |
| Other revenue | 83 | 48 | 510 | 295 | 34 | 20 | - | - | 627 | 363 |
| Total revenue | 822 | 717 | 5,073 | 4,424 | 337 | 294 | - | - | 6,232 | 5,435 |
| Gain/ (loss) on disposal | (9) | (6) | (56) | (38) | (4) | (3) | - | - | (69) | (47) |
| Net Cost of Services | 16,678 | 16,014 | 102,847 | 98,747 | 6,823 | 6,551 | - | - | 126,348 | 121,312 |
| Government contributions** | | | | | | | 132,577 | 120,056 | 132,577 | 120,056 |
| SURPLUS / (DEFICIT) FOR THE YEAR | (16,678) | (16,014) | (102,847) | (98,747) | (6,823) | (6,551) | 132,577 | 120,056 | 6,229 | (1,256) |
| Other Comprehensive Income | | | | | | | | | | |
| Increase/ (decrease) in asset revaluation reserve | 33 | 707 | 205 | 4,359 | 14 | 289 | - | - | 252 | 5,355 |
| Total Other Comprehensive Income | 33 | 707 | 205 | 4,359 | 14 | 289 | - | - | 252 | 5,355 |
| TOTAL COMPREHENSIVE INCOME | (16,645) | (15,307) | (102,642) | (94,388) | (6,809) | (6,262) | 132,577 | 120,056 | 6,481 | 4,099 |

*The names and purposes of each program are summarised in note 7.

**Appropriations are made on an agency basis and not to individual service groups. Consequently, government contributions must be included in the "Not Attributable" column.

The assets and liabilities of The Legislature are such that they cannot be attributed to specific service groups.

THE LEGISLATURE

Supplementary Financial Statements
Service group statements (continued)

| THE LEGISLATURE'S ASSETS & LIABILITIES | CHAMBER AND COMMITTEE SUPPORT * | | MEMBERS' SUPPORT * | | COMMUNITY ACCESS * | | NOT ATTRIBUTABLE | | TOTAL | |
|---|---------------------------------------|----------------|-----------------------|----------------|-----------------------|----------------|---------------------|----------------|----------------|----------------|
| | 2011 \$'000 | 2010 \$'000 | 2011 \$'000 | 2010 \$'000 | 2011 \$'000 | 2010 \$'000 | 2011 \$'000 | 2010 \$'000 | 2011 \$'000 | 2010 \$'000 |
| Current assets | | | | | | | | | | |
| Cash and cash equivalents | - | - | - | - | - | - | 2,192 | 2,457 | 2,192 | 2,457 |
| Receivables | - | - | - | - | - | - | 1,935 | 1,810 | 1,935 | 1,810 |
| Inventories | - | - | - | - | - | - | 119 | 95 | 119 | 95 |
| Total current assets | | | | | | | 4,246 | 4,362 | 4,246 | 4,362 |
| Non-current assets | | | | | | | | | | |
| Property, plant and equipment | - | - | - | - | - | - | 188,491 | 184,671 | 188,491 | 184,671 |
| Intangibles | - | - | - | - | - | - | 2,038 | 27 | 2,038 | 27 |
| Total non-current assets | | | | | | | 190,529 | 184,698 | 190,529 | 184,698 |
| TOTAL ASSETS | | | | | | | 194,775 | 189,060 | 194,775 | 189,060 |
| Current liabilities | | | | | | | | | | |
| Payables | - | - | - | - | - | - | 5,670 | 5,857 | 5,670 | 5,857 |
| Provisions | - | - | - | - | - | - | 4,879 | 5,455 | 4,879 | 5,455 |
| Total current liabilities | | | | | | | 10,549 | 11,312 | 10,549 | 11,312 |
| Non-current liabilities | | | | | | | | | | |
| Provisions | - | - | - | - | - | - | 47 | 50 | 47 | 50 |
| Total non-current liabilities | | | | | | | 47 | 50 | 47 | 50 |
| TOTAL LIABILITIES | | | | | | | 10,596 | 11,362 | 10,596 | 11,362 |
| NET ASSETS | | | | | | | 184,179 | 177,698 | 184,179 | 177,698 |

*The names and purposes of each service group are summarised in Note 7.

THE LEGISLATURE

Notes to and forming part of the Financial Statements
for year ended 30 June 2011

1. SUMMARY OF SIGNIFICANT ACCOUNTING POLICIES

(a) Reporting entity

The Legislature, as a reporting entity, comprises all the operating activities of the Parliament of New South Wales, including the Catering business, under the joint direction and control of the Clerk of the Parliaments, the Clerk of the Legislative Assembly and the Executive Manager Parliamentary Services. It includes all the functions of parliamentary representation undertaken by the Legislative Council and the Legislative Assembly, and the Department of Parliamentary Services. The Catering business provides food and beverage services for Members of Parliament, their guests and staff. It also caters for functions held at Parliament House.

The Legislature is not a NSW government department. The Legislature is a not-for-profit entity (as profit is not its principal objective) and has no cash generating units. The reporting entity is consolidated as part of the NSW Total State Sector Accounts.

This financial statement for the year ended 30 June 2011 has been authorised for issue by the Clerk of the Legislative Assembly, the Clerk of the Parliaments and the Executive Manager Parliamentary Services on 20 October 2011.

(b) Basis of preparation

The Legislature's financial statements are general purpose financial statements which have been prepared in accordance with:

- Applicable Australian Accounting Standards (which include Australian Accounting Interpretations)
- The requirements of the *Public Finance and Audit Act 1983* and Regulation, and
- The Financial Reporting Directions published in the Financial Reporting Code for Budget Dependent General Government Sector Agencies, or issued by the Treasurer.

Property, plant and equipment, assets (or disposal groups) held for sale and financial assets held at 'fair value through profit or loss' and available for sale are measured at fair value. Other financial report items are prepared in accordance with the historical cost convention.

Judgments, key assumptions and estimations management has made are disclosed in the relevant notes to the financial statements.

All amounts are rounded to the nearest one thousand dollars and are expressed in Australian currency.

(c) Statement of compliance

The financial statements and notes comply with Australian Accounting Standards, which include Australian Accounting Interpretations.

(d) Insurance

The Legislature's insurance activities are conducted through the NSW Treasury Managed Fund Scheme of self-insurance for Government agencies. The expense (premium) is determined by the Fund Manager based on past claim experience.

(e) Accounting for the Goods and Services Tax (GST)

Revenue, expenses and assets are recognised as net of the amount of GST, except that:

- the amount of GST incurred by The Legislature as a purchaser that is not recoverable from the Australian Taxation Office is recognised as part of the cost of acquisition of an asset or as part of an item of expense.
- receivables and payables are stated with the amount of GST included.

Cash flows are included in the statement of cash flows on a gross basis. However, the GST components of cash flows arising from investing and financing activities which is recoverable from, or payable to, the Australian Taxation Office are classified as operating cash flows.

THE LEGISLATURE

Notes to and forming part of the Financial Statements
for year ended 30 June 2011

(f) Income recognition

Income is measured at the fair value of the consideration or contribution received or receivable. Additional comments regarding the accounting policies for the recognition of income are discussed below.

(i) *Parliamentary appropriations and contributions*

Except as specified below, parliamentary appropriations and contributions from other bodies (including grants and donations) are generally recognised as income when The Legislature obtains control over the assets comprising the appropriations / contributions. Control over appropriations and contributions is normally obtained upon the receipt of cash.

Unspent appropriations are recognised as liabilities rather than income, as the authority to spend the money lapses and the unspent money must be repaid to the Consolidated Fund.

(ii) *Sale of goods*

Revenue from the sale of goods is recognised as revenue when The Legislature transfers the significant risks and rewards of ownership of the goods.

(iii) *Rendering of services*

Revenue is recognised when the service is provided or by reference to the stage of completion (based on labour hours incurred to date).

(iv) *Investment revenue*

Interest revenue is recognised using the effective interest method as set out in AASB 139 *Financial Instruments: Recognition and Measurement*. Rental revenue is recognised in accordance with AASB 117 *Leases* on a straight-line basis over the lease term.

(v) *Other Revenue*

Those items classified as other revenue are recognised as revenue according to the most applicable policy listed above, having regard for the type of revenue received.

(g) Assets

(i) *Acquisitions of assets*

The cost method of accounting is used for the initial recording of all acquisitions of assets controlled by The Legislature. Cost is the amount of cash or cash equivalents paid or the fair value of the other consideration given to acquire the asset at the time of its acquisition or construction or, where applicable, the amount attributed to that asset when initially recognised in accordance with the specific requirements of other Australian Accounting Standards.

Assets acquired at no cost, or for nominal consideration, are initially recognised at their fair value at the date of acquisition.

Fair value is the amount for which an asset could be exchanged between knowledgeable, willing parties in an arm's length transaction.

Where payment for an asset is deferred beyond normal credit terms, its cost is the cash price equivalent, i.e. the deferred payment amount is effectively discounted at an asset-specific rate.

(ii) *Capitalisation thresholds*

Property, plant and equipment and intangible assets costing \$5,000 and above individually (or forming part of a network costing more than \$5,000) are capitalised.

(iii) *Revaluation of Property, Plant and Equipment*

Physical non-current assets are valued in accordance with the "Valuation of Physical Non-Current Assets at Fair Value" Policy and Guidelines Paper (TPP 07-1). This policy adopts fair value in accordance with AASB 116 *Property, Plant and Equipment*.

Property, plant and equipment is measured on an existing use basis, where there are no feasible alternative uses in the existing natural, legal, financial and socio-political environment. However, in the limited circumstances where there are feasible alternative uses, assets are valued at their highest and best use.

THE LEGISLATURE

Notes to and forming part of the Financial Statements
for year ended 30 June 2011

Fair value of property, plant and equipment is determined based on the best available market evidence, including current market selling prices for the same or similar assets. Where there is no available market evidence, the asset's fair value is measured at its market buying price, the best indicator of which is depreciated replacement cost.

The Legislature revalues each class of property, plant and equipment at least every five years or with sufficient regularity to ensure that the carrying amount of each asset in the class does not differ materially from its fair value at reporting date. The last revaluation for each class of asset is set out below and was based on an independent assessment.

| | | |
|--|--------------|----------------------|
| Land | 30 June 2009 | D P Martin Pty Ltd |
| Buildings | 30 June 2009 | D P Martin Pty Ltd |
| Plant & Equipment (Building Technical Services Assets) | 30 June 2009 | D P Martin Pty Ltd |
| Collection Assets: | | |
| Library Collection | 30 June 2009 | Simon Storey Valuers |
| Archives Collection | 30 June 2009 | Simon Storey Valuers |
| Antiques | 30 June 2010 | Simon Storey Valuers |
| Artworks | 30 June 2010 | Simon Storey Valuers |

Desktop valuations were undertaken for Land and Buildings class as at 30 June 2011.

Non-specialised assets with short useful lives are measured at depreciated historical cost, as a surrogate for fair value.

When revaluing non-current assets by reference to current prices for assets newer than those being revalued (adjusted to reflect the present condition of the assets), the gross amount and the related accumulated depreciation are separately restated.

For other assets, any balances of accumulated depreciation at the revaluation date in respect of those assets are credited to the asset accounts to which they relate. The net asset accounts are then increased or decreased by the revaluation increments or decrements.

Revaluation increments are credited directly to the asset revaluation reserve, except that, to the extent that an increment reverses a revaluation decrement in respect of that class of asset previously recognised as an expense in the surplus / deficit, the increment is recognised immediately as revenue in the surplus / deficit.

Revaluation decrements are recognised immediately as expenses in the surplus / deficit, except that, to the extent that a credit balance exists in the asset revaluation reserve in respect of the same class of assets, they are debited directly to the asset revaluation reserve.

As a not-for-profit entity, revaluation increments and decrements are offset against one another within a class of non-current assets, but not otherwise.

THE LEGISLATURE

Notes to and forming part of the Financial Statements
for year ended 30 June 2011

Where an asset that has previously been revalued is disposed of, any balance remaining in the asset revaluation reserve in respect of that asset is transferred to accumulated funds.

(iv) Impairment of property, plant and equipment

As a not-for-profit entity with no cash generating units, The Legislature is effectively exempted from AASB 136 *Impairment of Assets* and impairment testing. This is because AASB 136 modifies the recoverable amount test to the higher of fair value less costs to sell and depreciated replacement cost. This means that, for an asset already measured at fair value, impairment can only arise if selling costs are material. Selling costs are regarded as immaterial.

(v) Depreciation of property, plant and equipment

Except for the archive, antique and artwork collections, depreciation is provided for on a straight-line basis for all depreciable assets so as to write off the depreciable amount of each asset as it is consumed over its useful life to The Legislature.

All material separately identifiable components of assets are depreciated over their shorter useful lives.

Land is not a depreciable asset. Certain heritage assets including original artworks and collections and heritage buildings may not have a limited useful life because appropriate curatorial and preservation policies are adopted. Such assets are not subject to depreciation. The decision not to recognize depreciation for these assets is reviewed annually.

| | |
|-------------------------------|----------|
| The Parliament House Building | 1.64–20% |
| Plant and Machinery | 5–50% |
| Office Equipment | 5–20% |
| Computer Equipment | 10–50% |
| Library Monograph Collection | 5% |

(vi) Major inspection costs

When each major inspection is performed, the labour cost of performing major inspections for faults is recognised in the carrying amount of an asset as a replacement of a part, if the recognition criteria are satisfied.

(vii) Restoration costs

The estimated cost of dismantling and removing an asset and restoring the site is included in the cost of an asset, to the extent it is recognized as a liability.

(viii) Maintenance

Day-to-day servicing costs or maintenance are charged as expenses as incurred, except where they relate to the replacement of a part or component of an asset, in which case the costs are capitalised and depreciated.

(ix) Leased Assets

A distinction is made between finance leases which effectively transfer from the lessor to the lessee substantially all the risks and benefits incidental to ownership of the leased assets, and operating leases under which the lessor effectively retains all such risks and benefits.

Where a non-current asset is acquired by means of a finance lease, the asset is recognised at its fair value at the commencement of the lease term. The corresponding liability is established at the same amount. Lease payments are allocated between the principal component and the interest expense.

Operating lease payments are charged to the statement of comprehensive income in the periods in which they are incurred.

(x) Intangible assets

The Legislature recognises intangible assets only if it is probable that future economic benefits will flow to The Legislature and the cost of the asset can be measured reliably. Intangible assets are measured initially at cost. Where an asset is acquired at no or nominal cost, the cost is its fair value as at the date of acquisition.

The useful lives of intangible assets are assessed to be finite.

Intangible assets are subsequently measured at fair value only if there is an active market. As there is no active market for The Legislature's intangible assets, the assets are carried at cost less any accumulated amortisation.

The Legislature's intangible assets are amortised using the straight line method over a period of three years.

THE LEGISLATURE

Notes to and forming part of the Financial Statements
for year ended 30 June 2011

Intangible assets are tested for impairment where an indicator of impairment exists. If the recoverable amount is less than its carrying amount the carrying amount is reduced to recoverable amount and the reduction recognized as an impairment loss.

(xi) Loans and receivables

Loans and receivables are non-derivative financial assets with fixed or determinable payments that are not quoted in an active market. These financial assets are recognised initially at fair value, usually based on the transaction cost or face value. Subsequent measurement is at amortised cost using the effective interest method, less an allowance for any impairment of receivables. Any changes are recognized in the surplus / deficit for the year when impaired, derecognized or through the amortization process.

Short-term receivables with no stated interest rate are measured at the original invoice amount where the effect of discounting is immaterial.

(xii) Inventories

Inventories held for distribution are stated at cost, adjusted when applicable, for any loss of service potential. A loss of service potential is identified and measured based on the existence of a current replacement cost that is lower than the carrying amount. Inventories (other than those held for distribution) are stated at the lower of cost and net realisable value. Cost is calculated using the "first in first out" method.

Net realisable value is the estimated selling price in the ordinary course of business less the estimated costs of completion and the estimated costs necessary to make the sale.

(xiii) Impairment of financial assets

All financial assets, except those measured at fair value through profit and loss, are subject to an annual review for impairment. An allowance for impairment is established when there is objective evidence that the entity will not be able to collect all amounts due.

For financial assets carried at amortised cost, the amount of the allowance is the difference between the asset's carrying amount and the present value of estimated future cash flows, discounted at the effective interest rate. The amount of the impairment loss is recognised in the surplus / deficit for the year.

When an available for sale financial asset is impaired, the amount of the cumulative loss is removed from equity and recognised in the surplus / deficit for the year, based on the difference between the acquisition cost (net of any principal repayment and amortisation) and current fair value, less any impairment loss previously recognised in the surplus / deficit for the year.

Any reversals of impairment losses are reversed through the surplus / deficit for the year, where there is objective evidence, except reversals of impairment losses on an investment in an equity instrument classified as "available for sale" must be made through the reserve. Reversals of impairment losses of financial assets carried at amortised cost cannot result in a carrying amount that exceeds what the carrying amount would have been had there not been an impairment loss.

(h) Liabilities

(i) Payables

These amounts represent liabilities for goods and services provided to The Legislature and other amounts. Payables are recognised initially at fair value, usually based on the transaction cost or face value. Subsequent measurement is at amortised cost using the effective interest method. Short-term payables with no stated interest rate are measured at the original invoice amount where the effect of discounting is immaterial.

(ii) Employee benefits and other provisions

(a) Salaries and wages, annual leave, sick leave and on-costs

Liabilities for salaries and wages (including non-monetary benefits), annual leave and paid sick leave that fall due wholly within 12 months of the reporting date are recognised and measured in respect of employees' services up to the reporting date at undiscounted amounts based on the amounts expected to be paid when the liabilities are settled.

THE LEGISLATURE

Notes to and forming part of the Financial Statements
for year ended 30 June 2011

Long-term annual leave that is not expected to be taken within twelve months is measured at present value in accordance with AASB 119 *Employee Benefits*. Market yields on government bonds of 4.44% are used to discount long-term annual leave.

Unused non-vesting sick leave does not give rise to a liability, as it is not considered probable that sick leave taken in the future will be greater than the benefits accrued in the future.

The outstanding amounts of payroll tax, workers' compensation insurance premiums and fringe benefits tax, which are consequential to employment, are recognised as liabilities and expenses where the employee benefits to which they relate have been recognised.

(b) Long service leave and superannuation

The Legislature's liabilities for long service leave and defined benefit superannuation are assumed by the Crown Entity. The Legislature accounts for the liability as having been extinguished; resulting in the amount assumed being shown as part of the non-monetary revenue item described as "Acceptance by the Crown Entity of employee benefits and other liabilities". Prior to 2005/06 the Crown Entity also assumed the defined contribution superannuation liability.

Long service leave is measured at present value in accordance with AASB 119 *Employee Benefits*. This is based on the application of certain factors (specified in NSWTC 11/06) to employees with five or more years of service, using current rates of pay. These factors were determined based on an actuarial review to approximate present value.

The superannuation expense for the financial year is determined by using the formulae specified in the Treasurer's Directions. The expense for certain superannuation schemes (i.e. Basic Benefit and First State Super) is calculated as a percentage of the employees' salary. For other superannuation schemes (i.e. State Superannuation Scheme and State Authorities Superannuation Scheme), the expense is calculated as a multiple of the employees' superannuation contributions.

(c) Other provisions

Other provisions exist when: The Legislature has a present legal or constructive obligation as a result of a past event; it is probable that an outflow of resources will be required to settle the obligation; and a reliable estimate can be made of the amount of the obligation.

(i) Equity and reserves

(i) *Asset revaluation reserve*

The asset revaluation reserve is used to record increments and decrements on the revaluation of non-current assets. This accords with The Legislature's policy on the revaluation of property, plant and equipment as discussed in note 1(g)(iii).

(ii) *Accumulated Funds*

The category accumulated funds includes all current and prior period retained funds.

Separate reserve accounts are recognised in the financial statements only if such accounts are required by specific legislation or Australian Accounting Standards (e.g. asset revaluation reserve and foreign currency translation reserve).

(j) Budgeted amounts

The budgeted amounts are drawn from the budgets as formulated at the beginning of the financial year and with any adjustments for the effects of additional appropriations, section 21A, section 24 and / or section 26 of the *Public Finance and Audit Act 1983*.

The budgeted amounts in the statement of comprehensive income and the statement of cash flows are generally based on the amounts disclosed in the NSW Budget Papers (as adjusted above). However, in the statement of financial position, the amounts vary from the Budget Papers, as the opening balances of the budgeted amounts are based on carried forward actual amounts; i.e. per the audited financial statement (rather than carried forward estimates).

(k) Comparative information

Except where an Australian Accounting Standard permits or requires otherwise, comparative information is disclosed in respect of the previous period for all amounts reported in the financial statements.

THE LEGISLATURE

Notes to and forming part of the Financial Statements
for year ended 30 June 2011

(I) New Australian Accounting Standards issued but not yet effective

The following accounting standards were issued but are not yet effective as at the reporting date:

- AASB 7 *Financial Instruments: Disclosures*
- AASB 9 and AASB 2010–7 regarding financial instruments
- AASB 101 *Presentation of Financial Statements*
- AASB 107 *Statement of Cash Flows*
- AASB 108 *Accounting Policies, Changes in Accounting Estimates and Errors*
- AASB 110 *Events after the Reporting Period*
- AASB 118 *Revenue*
- AASB 119 *Employee Benefits*
- AASB 124 and AASB 2009–12 regarding related party transactions
- AASB 132 *Financial Instruments: Presentation*
- AASB 137 *Provisions, Contingent Liabilities and Contingent Assets*
- AASB 139 *Financial Instruments: Recognition and Measurement*
- AASB 1031 *Materiality*
- AASB 1053 *Application of Tiers of Australian Accounting Standards*
- AASB 1054 *Australian Additional Disclosures*
- AASB 2009–11 *Amendments to Australian Accounting Standards arising from AASB 9*
- AASB 2010–2 *Amendments to Australian Accounting Standards arising from Reduced Disclosure Requirements*
- AASB 2010–4 *Further Amendments to Australian Accounting Standards arising from the Annual Improvements Project*
- AASB 2010–5 *Amendments to Australian Accounting Standards*
- AASB 2010–6 *Amendments to Australian Accounting Standards – Disclosures on Transfers of Financial Assets*
- AASB 2010–7 *Amendments to Australian Accounting Standards arising from AASB 9*
- AASB 2010–8 *Amendments to Australian Accounting Standards – Deferred Tax: Recovery of Underlying Assets*
- AASB 2010–9 *Amendments to Australian Accounting Standards – Severe Hyperinflation and Removal of Fixed Dates for First-time Adopters*
- AASB 2010–10 *Further Amendments to Australian Accounting Standards – Removal of Fixed Dates for First-time Adopters*
- AASB 2011–1 *Amendments to Australian Accounting Standards arising from the Trans-Tasman Convergence Project*
- AASB 2011–2 *Amendments to Australian Accounting Standards arising from the Trans-Tasman Convergence Project – Reduced Disclosure Requirements*
- AASB 2011–3 *Amendments to Australian Accounting Standards*

The Legislature has not early adopted any new accounting standards, amendments and interpretations in compliance with NSW Treasury mandates per Treasury Circular NSW TC 10/08.

It is considered impractical to presently determine the impact of adopting the above listed accounting standards issued but not yet effective.

THE LEGISLATURE

Notes to and forming part of the Financial Statements
for year ended 30 June 2011

2. EXPENSES EXCLUDING LOSSES

| | 2011 \$'000 | 2010 \$'000 |
|--|----------------|----------------|
| (a) Employee Related Expenses | | |
| Salaries and wages (including recreation leave) | 47,434 | 42,579 |
| Superannuation – defined benefit plans | 1,051 | 1,241 |
| Superannuation – defined contribution plans | 3,194 | 2,974 |
| Payroll tax and fringe benefits tax | 2,899 | 2,620 |
| Long service leave | 1,126 | 1,460 |
| Worker's compensation insurance | 382 | 1,176 |
| Employment agency staff | 4,382 | 4,208 |
| | 60,468 | 56,258 |
| (b) Other Operating Expenses including the following: | | |
| Auditor's remuneration | | |
| – audit of the financial statements | 74 | 55 |
| – audit of Members' additional entitlements under Parliamentary Remuneration Tribunal Determination | 54 | 53 |
| Cost of Sales – House Committee | 1,081 | 1,094 |
| Operating Lease Rental Expense-Minimum Lease Payments | 5,195 | 5,166 |
| Maintenance | 1,603 | 1,414 |
| Insurance | 233 | 288 |
| Printing and stationery | 6,541 | 6,063 |
| Telecommunication costs | 979 | 1,058 |
| Travel expenses | 1,723 | 1,566 |
| Computer costs | 2,900 | 2,093 |
| Stores | 385 | 297 |
| Postage | 1,258 | 709 |
| Advertising | 306 | 223 |
| Miscellaneous (includes minor assets and photography) | 1,221 | 1,327 |
| Energy charges | 1,341 | 1,320 |
| Cleaning and laundry | 718 | 650 |
| Contract and other fees | 1,867 | 1,553 |
| | 27,479 | 24,929 |

THE LEGISLATURE

Notes to and forming part of the Financial Statements
for year ended 30 June 2011

| | 2011 \$'000 | 2010 \$'000 |
|--|----------------|----------------|
| <i>Reconciliation – Total maintenance</i> | | |
| Maintenance expense – contracted labour and other (non-employee related), as above | 1,603 | 1,322 |
| Employee related maintenance expense included in Note 2 (a) | 6,252 | 5,334 |
| Total maintenance expenses included in Note 2(a) + 2(b) | 7,855 | 6,656 |
| (c) Depreciation and amortisation expense | | |
| Depreciation: | | |
| – buildings | 1,574 | 1,446 |
| – plant and equipment | 3,140 | 2,648 |
| – collection assets | 28 | 28 |
| | 4,742 | 4,122 |
| Amortisation: | | |
| – leasehold improvements | 970 | 1,013 |
| – intangibles | 152 | 84 |
| | 1,122 | 1,097 |
| Total Depreciation and Amortisation Expense | 5,864 | 5,219 |
| (d) Other Expenses – Members' Remuneration | | |
| Salaries and allowances of Members of Parliament | 30,161 | 29,779 |
| Superannuation entitlements – Members | 6,127 | 7,872 |
| Payroll tax & fringe benefits tax – Members' entitlements | 2,131 | 2,343 |
| Special Projects | 281 | 300 |
| | 38,700 | 40,294 |

THE LEGISLATURE

Notes to and forming part of the Financial Statements
for year ended 30 June 2011

3. REVENUE

| | 2011 \$'000 | 2010 \$'000 |
|--|----------------|----------------|
| (a) Sale of Goods and Services | | |
| <i>Sale of Goods</i> | | |
| House Committee sales of food and beverages | 3,324 | 2,990 |
| Energy recoup from Sydney Hospital and State Library | 526 | 604 |
| Sale of publications | 31 | 27 |
| | 3,881 | 3,621 |
| <i>Rendering of Services</i> | | |
| Rent on Parliament House ministerial offices | 924 | 943 |
| Miscellaneous | 295 | 351 |
| | 1,219 | 1,294 |
| | 5,100 | 4,915 |
| (b) Investment Revenue | | |
| Interest revenue on operating accounts | 215 | 140 |
| | 215 | 140 |
| (c) Grants and Contributions | | |
| Twinning Project – Pacific Public Sector Linkages Program No.1 | 291 | 17 |
| | 291 | 17 |

The NSW Parliament is twinned with the Parliaments of the Solomon Islands and the Autonomous Region of Bougainville, under the auspices of the Commonwealth Parliamentary Association. The NSW Parliament sought and received funding from AusAID to support the twinning arrangements. The 'Twinning project', or 'Strengthening parliamentary institutions in the Solomon Islands and Bougainville' is anticipated to cost \$1.17 million over three years (April 2010 to April 2013), with \$844,356 provided through AusAID's Pacific Public Sector Linkages Program. The balance is provided by the participating parliaments. The focus of the project is to strengthen parliamentary democracy by building the capacity of the parliamentary administration.

| | 2011 \$'000 | 2010 \$'000 |
|----------------------------------|----------------|----------------|
| (d) Other Revenue | | |
| Assets recognised for first time | 16 | 19 |
| Miscellaneous | 610 | 344 |
| | 626 | 363 |

THE LEGISLATURE

Notes to and forming part of the Financial Statements
for year ended 30 June 2011

4. GAIN / (LOSS) ON DISPOSAL

| | 2011 \$'000 | 2010 \$'000 |
|--|----------------|----------------|
| Proceeds from disposal of plant and equipment | - | - |
| Written down value of assets disposed | (69) | (47) |
| Net gain/(loss) on disposal of plant and equipment | (69) | (47) |

5. APPROPRIATIONS

| | | |
|--|----------------|----------------|
| Recurrent appropriations | | |
| Total recurrent draw-downs from NSW Treasury (per Summary of compliance) | 113,221 | 104,073 |
| Less: Liability to Consolidated Fund (per Summary of compliance) | - | - |
| | 113,221 | 104,073 |
| Comprising: | | |
| Recurrent appropriations (per Statement of comprehensive income) | 113,221 | 104,073 |
| Capital Appropriations | | |
| Total capital draw-downs from NSW Treasury (per Summary of compliance) | 11,492 | 5,522 |
| Less: Liability to Consolidated Fund (per Summary of compliance) | - | - |
| | 11,492 | 5,522 |
| Comprising: | | |
| Capital appropriations (per Statement of comprehensive income) | 11,492 | 5,522 |

6. ACCEPTANCE BY THE CROWN ENTITY OF EMPLOYEE BENEFITS AND OTHER LIABILITIES

| | | |
|--|--------------|---------------|
| The following liabilities and/or expenses have been assumed by the Crown Entity: | | |
| Employees | | |
| Superannuation | 1,051 | 1,331 |
| Long service leave | 1,126 | 1,460 |
| Payroll tax on superannuation | 58 | 68 |
| | 2,235 | 2,859 |
| Members | | |
| Superannuation | 5,336 | 7,201 |
| Payroll tax on superannuation | 293 | 401 |
| | 5,629 | 7,602 |
| | 7,864 | 10,461 |

THE LEGISLATURE

Notes to and forming part of the Financial Statements
for year ended 30 June 2011

7. SERVICE GROUPS OF THE LEGISLATURE

Service Group 1.1 Chamber and Committee Support

Service Description:

This service group covers procedural support (specialist advice, information and research services to Members); chamber support (operational support for the chambers to carry out their business); committee support (the provision of a secretariat for each committee, the provision of advice and information on its operation and on its enquiry and the provision of mechanisms to allow for public consultation) and Parliamentary reporting (Hansard services to the Houses and to committees).

Linkage to Results:

This service group contributes to the Parliament of New South Wales fulfilling its role as a representative and legislative body by working towards a range of intermediate results that include the effective functioning of the Parliament and its committees and supporting Members of Parliament to fulfill their Parliamentary roles.

Service Group 1.2 Members' Support

Service Description:

This service group covers Members' services (the provision of human resources services to Members and the administration of Members' entitlements), facilities management (maintenance of Members' offices, the Parliament House building and associated services such as security, catering, building services) financial services and information services. With regard to the Legislative Assembly Members, it includes management of electorate offices lease, fitout and maintenance of equipment and amenities.

Linkage to Results:

This service group contributes to the Parliament of New South Wales fulfilling its role as a representative and legislative body by working towards a range of intermediate results that include the effective functioning of the Parliament and its committees and supporting Members of Parliament to fulfill their Parliamentary roles.

Service Group 1.3 Community Access

Service Description:

This service group covers community education services such as school tours, visitor tours and open days and education in service sessions for teachers; exhibition services (historical displays, art exhibitions, expositions); public events and functions, particularly utilising the building's function rooms; webstreaming of the proceedings in both Houses and Members' newsletters to constituents.

Linkage to Results:

This service group contributes to the Parliament of New South Wales fulfilling its role as a representative and legislative body by working towards the intermediate result of community access and awareness of the role and functions of the Parliament.

THE LEGISLATURE

Notes to and forming part of the Financial Statements
for year ended 30 June 2011

8. CURRENT ASSETS – CASH AND CASH EQUIVALENTS

For the purposes of cash flows, cash and cash equivalents include cash at bank and cash on hand.

Cash and cash equivalents assets recognized in the statement of financial position are reconciled at the end of the financial year to the statement of cash flows as follows:

| | 2011 \$'000 | 2010 \$'000 |
|--------------------------|----------------|----------------|
| Cash at bank and on hand | 2,192 | 2,457 |
| | 2,192 | 2,457 |

Refer to Note 19 for details regarding credit risk, liquidity risk and market risk arising from financial statements.

9. CURRENT ASSETS – RECEIVABLES

| | | |
|--|--------------|--------------|
| Sales of goods and services | 1,040 | 835 |
| Less: Allowance for impairment | 19 | 36 |
| | 1,021 | 799 |
| GST recoverable from ATO | 621 | 706 |
| Other debtors | 62 | 29 |
| Prepayments | 123 | 194 |
| Investment income | 108 | 82 |
| | 1,935 | 1,810 |
| <i>Movement in the allowance for impairment</i> | | |
| Opening balance | 36 | 35 |
| Amounts written off during the year | - | (32) |
| Amounts recovered during the year | (28) | - |
| Increase/ (decrease) in allowance recognised in profit or loss | 11 | 33 |
| Closing balance | 19 | 36 |

10. CURRENT ASSETS – INVENTORIES

| | | |
|---------------------------------|------------|-----------|
| Held for resale | | |
| Food and beverage stock at cost | 119 | 95 |
| | 119 | 95 |

THE LEGISLATURE

Notes to and forming part of the Financial Statements
for year ended 30 June 2011

11. NON-CURRENT ASSETS – PROPERTY, PLANT AND EQUIPMENT

| | LAND AND BUILDINGS \$'000 | PLANT AND EQUIPMENT \$'000 | COLLECTION ASSETS \$'000 | TOTAL \$'000 |
|---|---------------------------------|----------------------------------|--------------------------------|-----------------|
| At 30 June 2010 – fair value | | | | |
| Gross carrying amount | 180,983 | 51,304 | 52,713 | 285,000 |
| Accumulated depreciation and impairment | 51,622 | 39,219 | 9,488 | 100,329 |
| Net Carrying Amount | 129,361 | 12,085 | 43,225 | 184,671 |
| At 30 June 2011 – fair value | | | | |
| Gross carrying amount | 186,785 | 56,535 | 52,672 | 295,992 |
| Accumulated depreciation and impairment | 55,752 | 42,232 | 9,517 | 107,501 |
| Net Carrying Amount | 131,033 | 14,303 | 43,155 | 188,491 |

Reconciliation

A reconciliation of the carrying amount of each class of property, plant and equipment at the beginning and end of the current reporting period is set out below.

| | | | | |
|--|---------|---------|--------|---------|
| Year ended 30 June 2011 | | | | |
| Net carrying amount at start of year | 129,361 | 12,085 | 43,225 | 184,671 |
| Additions | 4,881 | 4,899 | 23 | 9,803 |
| Disposals | - | (127) | (65) | (192) |
| Net revaluation increments less revaluation decrements | 252 | - | - | 252 |
| Accumulated depreciation written back on disposal | - | 127 | - | 127 |
| Internal transfers | (917) | 459 | - | (458) |
| Depreciation Expense | (2,544) | (3,140) | (28) | (5,712) |
| Net carrying amount at end of year | 131,033 | 14,303 | 43,155 | 188,491 |
| At 30 June 2009 | | | | |
| Gross Carrying Amount | 174,568 | 48,875 | 51,322 | 274,765 |
| Accumulated depreciation and impairment | 49,713 | 36,771 | 9,460 | 95,944 |
| Net Carrying Amount | 124,855 | 12,104 | 41,862 | 178,821 |
| At 30 June 2010 | | | | |
| Gross Carrying Amount | 180,983 | 51,304 | 52,713 | 285,000 |
| Accumulated depreciation and impairment | 51,622 | 39,219 | 9,488 | 100,329 |
| Net Carrying Amount | 129,361 | 12,085 | 43,225 | 184,671 |

THE LEGISLATURE

Notes to and forming part of the Financial Statements
for year ended 30 June 2011

Reconciliation

A reconciliation of the carrying amount of each class of property, plant and equipment at the beginning and end of the current reporting period is set out below.

| | LAND AND BUILDINGS \$'000 | PLANT AND EQUIPMENT \$'000 | COLLECTION ASSETS \$'000 | TOTAL \$'000 |
|--|---------------------------------|----------------------------------|--------------------------------|-----------------|
| Year ended 30 June 2010 | | | | |
| Net carrying amount at start of year | 124,855 | 12,104 | 41,862 | 178,821 |
| Additions | 3,012 | 2,631 | 34 | 5,677 |
| Disposals | - | (203) | (126) | (329) |
| Net revaluation increments less revaluation decrements | 3,953 | - | 1,483 | 5,436 |
| Accumulated depreciation written back on disposal | - | 201 | - | 201 |
| Internal transfers | - | - | - | - |
| Depreciation Expense | (2,459) | (2,648) | (28) | (5,135) |
| Net carrying amount at end of year | 129,361 | 12,085 | 43,225 | 184,671 |

THE LEGISLATURE

Notes to and forming part of the Financial Statements
for year ended 30 June 2011

12. INTANGIBLE ASSETS

| SOFTWARE LICENCING AND UPGRADE | \$'000 |
|--|---------------|
| At 1 July 2010 | |
| Cost (gross carrying amount) | 2,468 |
| Accumulated amortisation and impairment | 2,441 |
| Net carrying amount | 27 |
| At 30 June 2011 | |
| Cost (gross carrying amount) | 4,632 |
| Accumulated amortisation and impairment | 2,594 |
| Net carrying amount | 2,038 |
| Reconciliation | |
| Year ended 30 June 2011 | |
| Net carrying amount at start of year | 27 |
| Additions | 1,705 |
| Disposals | - |
| Internal Transfers | 458 |
| Accumulated amortisation written back on disposal | - |
| Amortisation (recognised in depreciation and amortisation) | (152) |
| Net carrying amount at end of year | 2,038 |
| At 1 July 2009 | |
| Cost (gross carrying amount) | 2,468 |
| Accumulated amortisation and impairment | 2,357 |
| Net carrying amount | 111 |
| At 30 June 2010 | |
| Cost (gross carrying amount) | 2,468 |
| Accumulated amortisation and impairment | 2,441 |
| Net carrying amount | 27 |
| Reconciliation | |
| Year ended 30 June 2010 | |
| Net carrying amount at start of year | 111 |
| Additions | - |
| Disposals | - |
| Accumulated amortisation written back on disposal | - |
| Amortisation (recognised in depreciation and amortisation) | (84) |
| Net carrying amount at end of year | 27 |

THE LEGISLATURE

Notes to and forming part of the Financial Statements
for year ended 30 June 2011

13. CURRENT LIABILITIES – PAYABLES

| | 2011 \$'000 | 2010 \$'000 |
|--------------------------------------|----------------|----------------|
| Accrued wages, salaries and on-costs | 2,087 | 2,254 |
| Trade creditors | 2,508 | 2,858 |
| Other payables | 1,075 | 745 |
| TOTAL | 5,670 | 5,857 |

14. CURRENT / NON-CURRENT LIABILITIES – PROVISIONS

| | | |
|--|--------------|--------------|
| (a) Current | | |
| Recreation leave | 3,780 | 4,267 |
| On-cost on employee benefits | 1,099 | 1,188 |
| TOTAL | 4,879 | 5,455 |
| (b) Non-Current | | |
| On-cost on employee benefits | 47 | 50 |
| TOTAL | 47 | 50 |
| (c) Aggregate employee benefits and related on-costs: | | |
| Provisions – Current | 4,879 | 5,455 |
| Provisions – Non-Current | 47 | 50 |
| Accrued salaries, wages and on-costs (note 13) | 2,088 | 2,254 |
| TOTAL | 7,014 | 7,759 |

Of employee benefits for recreation leave \$2,911,000 is expected to be settled within twelve months and \$869,000 is expected to be settled after twelve months. All accrued wages and salaries are expected to be settled within twelve months.

THE LEGISLATURE

Notes to and forming part of the Financial Statements
for year ended 30 June 2011

15. COMMITMENTS FOR EXPENDITURE

| | 2011 \$'000 | 2010 \$'000 |
|--|----------------|----------------|
| (a) Operating Lease Commitments | | |
| Future non-cancellable operating lease rentals not provided for and payable: | | |
| Not later than one year | 3,662 | 4,899 |
| Later than one year but not later than five years | 4,035 | 4,583 |
| Later than five years | 233 | 39 |
| Total (including GST) | 7,930 | 9,521 |

The Legislature is the lessee of 96 properties throughout NSW, 95 being electorate offices and 1 being office accommodation for parliamentary committee staff. The leases are mostly standard commercial leases based on the Law Society template and are generally for four years with a four year option.

The above total includes GST input tax credits of \$707,000 (\$842,000 – 2010), which will be recoverable from Australian Taxation Office (ATO).

| | | |
|--|--------------|--------------|
| Legislative Assembly Electorate Offices included in the above figures represent the following commitments: | | |
| Not later than one year | 3,224 | 4,477 |
| Later than one year but not later than five years | 3,833 | 3,966 |
| Later than five years | 233 | 39 |
| Electorate Office Lease Commitments (including GST) | 7,290 | 8,482 |

The above total includes GST input tax credits of \$649,000 (\$748,000 – 2010), which will be recoverable from the ATO.

| | | |
|--|-----------|------------|
| (b) Other Expenditure Commitments | | |
| Aggregate other expenditure contracted for at balance date and not provided for: | | |
| Not later than one year | 87 | 261 |
| Total (including GST) | 87 | 261 |

The above total for 2010 includes GST input tax credits of \$8,000 (\$24,000 – 2010) that will be recoverable from the ATO.

| | | |
|--|--------------|--------------|
| (c) Capital Commitments | | |
| Aggregate capital expenditure contracted for the completion of security works and replacement of the cooling tower at Parliament House at balance date and not provided for: | | |
| Not later than one year | 2,231 | 2,806 |
| Total (including GST) | 2,231 | 2,806 |

The above total includes GST input tax credits of \$202,819 (\$255,091 – 2010), which will be recoverable from the ATO.

THE LEGISLATURE

Notes to and forming part of the Financial Statements
for year ended 30 June 2011

16. CONTINGENT LIABILITIES AND CONTINGENT ASSETS

The Legislature had no contingent assets or contingent liabilities at reporting date (2010: nil).

17. BUDGET REVIEW

Net cost of services

The net cost of services was \$2.053M more than budget reflecting lower than budgeted employee related expenses (\$1.606M), depreciation and amortisation (\$326,000) and higher than budgeted other expenses – Members' remuneration (\$4.977M) and revenue (\$1.342M).

Employee related expenses were \$1.606M less than budget and this was offset by other expenses – Members' remuneration being higher than budget by \$4.977M. These two items taken together reflect a variation of \$3.371M greater than budget. These two items should be considered together as aggregated they represent total employment related costs of Members and staff.

Actual total employment related costs included a component for payment of termination payments and related costs for Members' staff opting to take separation payments following the election in March 2011. These costs were fully funded by an additional appropriation of \$4.3M. Actual employee related costs in the 2010/11 were \$4.21M higher than actual employee related costs in 2009/10.

Members salaries and allowances costs were lower than budget due to the March 2011 election. The allocation of funds for Members' salaries and allowances is in the form of a "protected allocation" so that funds drawn down for this purpose cannot exceed the actual amount paid by The Legislature. The actual amount paid was \$1.65M less than budget.

The balance of the variance for total employment related costs arose mainly from additional employee related costs incurred through the establishment of the Parliamentary Budget Office. Additional funding was provided to support the introduction of the Parliamentary Budget Office.

Depreciation and amortisation expenses were \$326,000 less than budget. This variation arose from later than estimated completion dates for capital projects undertaken during the 2010/2011 financial year.

Revenue from the sale of goods and services was \$470,000 higher than budget due to increased earnings from external functions and room hire. AusAID grants of \$291,000 were received in relation to work undertaken as part of a parliamentary "Twinning" arrangement. Other revenue was also higher than budget by \$491,000 mainly reflecting salary recoupment for deployed staff as well as a refund for workers compensation premium as a hindsight adjustment. These positive variations against budget for revenue total \$1.342M.

Assets and liabilities

Total current assets were higher than budget by \$1.107M due to higher than budgeted cash holdings and receivables. Current assets were largely in line with prior year current assets.

Total non-current assets were higher than budget due to the completion of significant capital works projects including the upgrade of the SAP financial management system, replacement of cooling towers, upgrade of equipment in electorate offices and security works within the Parliament House precinct. Capital works programs were approximately \$11.5M.

Total liabilities were higher than budget by \$290,000 mainly through higher payables. Liabilities were lower than prior year total liabilities by \$766,000.

Cash flows

Net cash flows from operating activities are \$1.772M higher than budget largely due to additional capital appropriations reflecting additional capital works undertaken in the 2010/11 financial year and additional recurrent appropriation for Members' staff separation payments and the introduction of the Parliamentary Budget Office. Net cash flows from investing activities also reflect this.

The net decrease in cash and closing cash positions were better than budget and largely in line with the previous year.

THE LEGISLATURE

Notes to and forming part of the Financial Statements
for year ended 30 June 2011

18. RECONCILIATION OF CASH FLOWS FROM OPERATING ACTIVITIES TO NET COST OF SERVICES

| | 2011 \$'000 | 2010 \$'000 |
|--|------------------|------------------|
| Net cash used in operating activities | 11,228 | 4,797 |
| Depreciation | (5,864) | (5,219) |
| (Increase) / decrease in provisions | 579 | (558) |
| (Decrease) / increase in receivables, inventories and other assets | 153 | 68 |
| (Increase) / decrease in creditors and other liabilities | 186 | (316) |
| Gain / (Loss) on sale of non-current assets | (69) | (47) |
| Assets recognised for first time | 16 | 19 |
| Long service leave | (1,126) | (1,460) |
| Superannuation | (6,387) | (8,532) |
| Payroll tax on superannuation | (351) | (469) |
| Less cash flows from government: | | |
| Capital allocation | (11,492) | (5,522) |
| Recurrent allocation | (113,221) | (104,073) |
| Net cost of services | (126,348) | (121,312) |

THE LEGISLATURE

Notes to and forming part of the Financial Statements
for year ended 30 June 2011

19. FINANCIAL INSTRUMENTS

The Legislature's principal financial instruments are outlined below. These financial instruments arise directly from The Legislature's operations or are required to finance The Legislature's operations. The Legislature does not enter into or trade financial instruments, including derivative financial instruments, for speculative purposes.

The Legislature's main risks arising from financial instruments are outlined below, together with The Legislature's objectives, policies and processes for measuring and managing risk. Further quantitative and qualitative disclosures are included throughout these financial statements.

The Clerks of both Houses and the Executive Manager have overall responsibility for the establishment and oversight of risk management and reviews and agreed policies for managing each of these risks. Risk management policies are established to identify and analyse the risks faced by The Legislature, to set risk limits and controls and to monitor risks.

(a) Financial instrument categories

| FINANCIAL ASSETS | NOTE | CATEGORY 2011 \$'000 | CARRYING AMOUNT 2010 \$'000 | CARRYING AMOUNT |
|------------------------------|------|---|--------------------------------------|--------------------|
| Class: | | | | |
| Cash and cash equivalents | 8 | N/A | 2,192 | 2,457 |
| Receivables ¹ | 9 | Loans and receivables (at amortised cost) | 1,191 | 910 |
| FINANCIAL LIABILITIES | | | | |
| Class: | | | | |
| Payables ² | 13 | Financial liabilities measured at amortised cost | 3,583 | 3,403 |

Notes

1. Excludes statutory receivables and prepayments (i.e. not within scope of AASB 7).
2. Excludes statutory payables and unearned revenue (i.e. not within scope of AASB 7).

THE LEGISLATURE

Notes to and forming part of the Financial Statements
for year ended 30 June 2011

(b) Credit risk

Credit risk arises when there is the possibility of The Legislature's debtors defaulting on their contractual obligations, resulting in a financial loss to The Legislature. The maximum exposure to credit risk is generally represented by the carrying amount of the financial assets (net of any allowance for impairment).

Credit risk arises from the financial assets of The Legislature, including cash, receivables and authority deposits. No collateral is held by The Legislature. The Legislature has not granted any financial guarantees.

Credit risk associated with The Legislature's financial assets, other than receivables, is managed through the selection of counterparties and establishment of minimum credit rating standards. Authority deposits held with NSW TCorp are guaranteed by the State.

Cash

Cash comprises cash on hand and bank balances within the Treasury Banking System. Interest is earned on daily bank balances at the monthly average NSW Treasury Corporation (TCorp) 11am unofficial cash rate adjusted for a management fee to NSW Treasury.

Receivables – trade debtors

All trade debtors are recognised as amounts receivable at balance date. Collectability of trade debtors is reviewed on an ongoing basis. Debts which are known to be uncollectible are written off. An allowance for impairment is raised when there is objective evidence that the entity will not be able to collect all amounts due. This evidence includes past experience, and current and expected changes in economic conditions and debtor credit ratings. Interest is earned on food and beverage sales after 60 days at 2% per month. No interest is charged on any other debtors. Food and beverage sales are made on 30-day terms. Other sales are made on either 14 or 30-day terms.

The only financial assets that are past due or impaired are "sales of goods and services" in the "receivables" category of the statement of financial position.

| | \$'000 | | |
|-----------------------------|----------------------|--|------------------------------------|
| | TOTAL ^{1,2} | PAST DUE BUT NOT IMPAIRED ^{1,2} | CONSIDERED IMPAIRED ^{1,2} |
| 2011 | | | |
| < 3 months overdue | 194 | 192 | 2 |
| 3 months – 6 months overdue | 26 | 21 | 5 |
| > 6 months overdue | 41 | 29 | 12 |
| 2010 | | | |
| < 3 months overdue | 282 | 282 | 0 |
| 3 months – 6 months overdue | 22 | 16 | 6 |
| > 6 months overdue | 96 | 66 | 30 |

Notes

1. Each column in the table reports "gross receivables".
2. The ageing analysis excludes statutory receivables, as these are not within the scope of AASB 7 and excludes receivables that are not past due and not impaired. Therefore, the "total" will not reconcile to the receivables total recognised in the statement of financial position.

THE LEGISLATURE

Notes to and forming part of the Financial Statements
for year ended 30 June 2011

(c) Liquidity Risk

Liquidity risk is the risk that The Legislature will be unable to meet its payment obligations when they fall due. The Legislature continuously manages risk through monitoring future cash flows and maturities planning to ensure adequate holding of high quality liquid assets. The objective is to maintain a balance between continuity of funding and flexibility through the use of overdrafts, loans and other advances.

The Legislature has the following banking facilities as at 30 June 2011:

- Cheque cashing authority of \$20,000, which is the total encashment facility provided to enable recoupment of advance account activities.
- Tape negotiation authority of \$3,000,000. This facility authorises the bank to debit The Legislature's operating bank account up to the above limit when processing the electronic payroll and vendor files.
- MasterCard facility of \$731,000.

During the current and prior years, there were no defaults or breaches on any loans payable. No assets have been pledged as collateral. The Legislature's exposure to liquidity risk is deemed insignificant based on prior periods' data and current assessment of risk.

The liabilities are recognised for amounts due to be paid in the future for goods or services received, whether or not invoiced. Amounts owing to suppliers (which are unsecured) are settled in accordance with the policy set out in Treasurer's Direction 219.01. If trade terms are not specified, payment is made no later than the end of the month following the month in which an invoice or a statement is received. Treasurer's Direction 219.01 allows the Minister to award interest for late payment.

The table below summarises the maturity profile of The Legislature's financial liabilities, together with the interest rate exposure.

Maturity analysis and interest rate exposure of financial liabilities

| | \$'000 | | | | | | | | |
|-----------------------------|---|--------------------------------|---------------------------|------------------------------|-----------------------------|----------------|---------|---------|---|
| | WEIGHTED AVERAGE EFFECTIVE INT. RATE | NOMINAL AMOUNT ¹ | INTEREST RATE EXPOSURE | | | MATURITY DATES | | | |
| | | | FIXED INTEREST RATE | VARIABLE INTEREST RATE | NON- INTEREST BEARING | < 1 YR | 1-5 YRS | > 5 YRS | |
| 2011 | | | | | | | | | |
| Trade Payable | – | 3,583 | – | – | 3,583 | 3,583 | – | – | – |
| Total Financial Liabilities | – | 3,583 | – | – | 3,583 | 3,583 | – | – | – |
| 2010 | | | | | | | | | |
| Trade Payables | – | 3,403 | – | – | 3,403 | 3,403 | – | – | – |
| Total Financial Liabilities | – | 3,403 | – | – | 3,403 | 3,403 | – | – | – |

Note

1. The amounts disclosed are the contractual undiscounted cash flows of each class of financial liabilities based on the earliest date on which The Legislature can be required to pay. The tables include both interest and principal cash flows and therefore will not reconcile to the statement of financial position.

THE LEGISLATURE

Notes to and forming part of the Financial Statements
for year ended 30 June 2011

(d) Market risk

Market risk is the risk that the fair value or future cash flows of a financial instrument will fluctuate because of changes in market prices. The Legislature's exposures to market risk are primarily through interest rate risk on The Legislature's borrowings and other price risks associated with the movement in the unit price of the Hour Glass Investment Facilities. The Legislature has no exposure to foreign currency risk and does not enter into commodity contracts.

The effect on profit and equity due to a reasonably possible change in risk variable is outlined in the information below, for interest rate risk and other price risk. A reasonably possible change in risk variable has been determined after taking into account the economic environment in which The Legislature operates and the time frame for the assessment (i.e. until the end of the next annual reporting period). The sensitivity analysis is based on risk exposures in existence at the statement of financial position date. The analysis is performed on the same basis as for 2010. The analysis assumes that all other variables remain constant.

Interest rate risk

Exposure to interest rate risk arises primarily through The Legislature's interest bearing liabilities. This risk is minimised by undertaking mainly fixed rate borrowings, primarily with NSW TCorp. The Legislature does not account for any fixed rate financial instruments at fair value through profit or loss or as available-for-sale. Therefore, for these financial instruments, a change in interest rates would not affect profit or loss or equity. A reasonably possible change of +/- 1% is used, consistent with current trends in interest rates. The basis will be reviewed annually and amended where there is a structural change in the level of interest rate volatility. The Legislature's exposure to interest rate risk is set out below.

| | \$'000 | | | | |
|---------------------------|--------------------|--------|--------|--------|--------|
| | CARRYING AMOUNT | -1% | | 1% | |
| | | PROFIT | EQUITY | PROFIT | EQUITY |
| 2011 | | | | | |
| <i>Financial assets</i> | | | | | |
| Cash and cash equivalents | 2,192 | (22) | (22) | 22 | 22 |
| 2010 | | | | | |
| <i>Financial assets</i> | | | | | |
| Cash and cash equivalents | 2,457 | (25) | (25) | 25 | 25 |

20. AFTER BALANCE DATE EVENTS

No events have occurred subsequent to balance date which would have a material financial effect.

END OF AUDITED FINANCIAL STATEMENTS

SUPPLEMENTARY FINANCIAL INFORMATION

OPERATION OF THE LEGISLATIVE ASSEMBLY 2010/11

| | 2010/11 ACTUAL \$000 | 2010/11 BUDGET \$000 | 2009/10 ACTUAL \$000 |
|--|----------------------------|----------------------------|----------------------------|
| Expenses | | | |
| Staff Salaries and Related Payments | 3,256 | 3,861 | 3,451 |
| Other Operating Expenses | 361 | 405 | 359 |
| Depreciation and amortisation | 63 | 40 | 29 |
| Total Expenses | 3,680 | 4,306 | 3,839 |
| Revenue | | | |
| Sale of Goods and Services | - | - | - |
| Other Revenue | 107 | 29 | 29 |
| Total Revenue | 107 | 29 | 29 |
| Gain (loss) on sale of assets | - | - | - |
| NET COST OF SERVICES | 3,573 | 4,277 | 3,810 |
| Less: | | | |
| Depreciation and amortisation | 63 | 40 | 29 |
| Long Service Leave | (41) | (41) | 50 |
| Superannuation | 176 | 176 | 206 |
| NET CONTROLLABLE COST OF SERVICES | 3,375 | 4,102 | 3,525 |
| CAPITAL WORKS EXPENDITURE | 833 | 856 | 204 |

SUPPLEMENTARY FINANCIAL INFORMATION

PARLIAMENTARY REPRESENTATION LEGISLATIVE ASSEMBLY

| | 2010/11 ACTUAL \$000 | 2010/11 BUDGET \$000 | 2009/10 ACTUAL \$000 |
|--|----------------------------|----------------------------|----------------------------|
| Expenses | | | |
| Staff Salaries and Related Payments | 23,729 | 23,113 | 20,570 |
| Other Operating Expenses | 17,714 | 16,880 | 15,852 |
| Members Salary Related Payments | 26,532 | 29,309 | 27,563 |
| Depreciation and amortisation | 1,930 | 2,393 | 1,150 |
| Total Expenses | 69,905 | 71,695 | 65,135 |
| Revenue | | | |
| Sale of goods and services | 453 | 467 | 466 |
| Other Revenue | 173 | 190 | 191 |
| Total Revenue | 626 | 657 | 657 |
| NET COST OF SERVICES | 69,279 | 71,038 | 64,478 |
| Less: | | | |
| Depreciation and amortisation | 1,930 | 2,393 | 1,150 |
| Long Service Leave | (58) | (58) | 160 |
| Superannuation | 3,869 | 3,869 | 5,276 |
| NET CONTROLLABLE COST OF SERVICES | 63,538 | 64,834 | 57,892 |
| CAPITAL WORKS EXPENDITURE | 3,999 | 3,906 | 2,485 |

SUPPLEMENTARY FINANCIAL INFORMATION

LEGISLATIVE ASSEMBLY COMMITTEES 2010/11

| COMMITTEE | 2010/11 ACTUAL | EMPLOYEE RELATED EXPENSES | TRAVEL | ADVERTISING | CONTRACT & CONSULT. | PRINTING | RENT | STORES, DEPN,MISC. | POSTAGE & TELEPHONE | IT COSTS |
|--|----------------|---------------------------------|-----------|-------------|------------------------|----------|----------|-----------------------|------------------------|----------|
| | \$000 | \$000 | \$000 | \$000 | \$000 | \$000 | \$000 | \$000 | \$000 | |
| Public Accounts | 166 | 147 | 4 | 11 | 1 | 2 | - | 1 | - | - |
| Public Bodies Review | 65 | 64 | - | - | - | 1 | - | - | - | - |
| Public Works | 1 | - | - | - | - | 1 | - | - | - | - |
| Broadband | 1 | - | - | - | - | 1 | - | - | - | - |
| Natural Resources | 28 | 2 | 22 | - | 1 | 1 | - | 2 | - | - |
| Employee related expenses centralised | - | | | | | | | | | |
| TOTAL EXPENSES | 261 | 213 | 26 | 11 | 2 | 6 | - | 3 | - | - |
| REVENUE | - | | | | | | | | | |
| NET COST OF SERVICES | 261 | | | | | | | | | |
| Less: | | | | | | | | | | |
| Long Service Leave | 7 | | | | | | | | | |
| Superannuation | - | | | | | | | | | |
| NET CONTROLLABLE COST OF SERVICES | 254 | | | | | | | | | |

SUPPLEMENTARY FINANCIAL INFORMATION

JOINT COMMITTEES ADMINISTERED BY LEGISLATIVE ASSEMBLY 2010/11

| COMMITTEE | 2009/10 ACTUAL | EMPLOYEE RELATED EXPENSES | TRAVEL | ADVERTISING | CONTRACT & CONSULT. | PRINTING | RENT | STORES, DEPN, MISC. | POSTAGE & TELEPHONE | IT COSTS |
|--|----------------|---------------------------|-----------|-------------|---------------------|-----------|------------|---------------------|---------------------|-----------|
| | \$000 | \$000 | \$000 | \$000 | \$000 | \$000 | \$000 | \$000 | \$000 | \$000 |
| Health Care Complaints | 51 | 51 | - | - | - | - | - | - | - | - |
| I.C.A.C. | 10 | 9 | 1 | - | - | - | - | - | - | - |
| Ombudsman | 16 | 14 | - | - | 1 | 1 | - | - | - | - |
| Legislation Review | 8 | - | - | - | - | 7 | - | 1 | - | - |
| Staysafe | 11 | - | 3 | 4 | 2 | 1 | - | 1 | - | - |
| Committee on Children | 2 | - | - | - | 1 | 1 | - | - | - | - |
| Electoral Matters | 2 | - | - | - | - | 1 | - | 1 | - | - |
| Committee Salaries | 2,275 | 2,270 | - | - | - | - | - | - | - | 5 |
| Pooled Committee Costs | 524 | 37 | 6 | - | 19 | 6 | 396 | 23 | 4 | 33 |
| TOTAL EXPENSES | 2,899 | 2,381 | 10 | 4 | 23 | 17 | 396 | 26 | 4 | 38 |
| REVENUE | 138 | | | | | | | | | |
| NET COST OF SERVICES | 2,761 | | | | | | | | | |
| Less: | | | | | | | | | | |
| Depreciation | 7 | | | | | | | | | |
| Long Service Leave | 17 | | | | | | | | | |
| Superannuation | 33 | | | | | | | | | |
| NET CONTROLLABLE COST OF SERVICES | 2,704 | | | | | | | | | |

LEGISLATIVE ASSEMBLY AND JOINT COMMITTEES
ESTIMATED EXPENDITURE AND REVENUE FOR 2011/12

| DESCRIPTION | \$000 |
|--|--------------|
| Salaries and related payments | 2,639 |
| Other operating expenses | 538 |
| Depreciation and Amortisation | - |
| <i>Total Expenses</i> | 3,177 |
| Less Retained Revenue | - |
| Less Non-controllable items | - |
| Net Controllable Cost of Services | 3,177 |

Index

| | | | |
|-------------------------------------|-----|---|-----|
| A | | E | |
| Activities of the House | 10 | Education and tours | 43 |
| Annual Report | 159 | Election – NSW state election 2011 | 34 |
| About | ii | Electorate Offices | 35 |
| Accessibility | 114 | Contact details | 63 |
| Production | 114 | Electorate Officers' Reference Group | 36 |
| Statement | 159 | Electorate Officers' satisfaction ratings | 6 |
| Asset Acquisitions | 114 | Equipment | 35 |
| Audit and risk | 55 | Handover | 35 |
| | | Fit-out and maintenance | 35 |
| | | Induction of new Members and staff | 34 |
| | | Manual | 35 |
| | | Security | 35 |
| | | Projects and Goals 2012 | 37 |
| | | Visits | 36 |
| | | Entitlements (Members) | 80 |
| | | Equal Employment Opportunity | 112 |
| | | Ethical standards | 114 |
| B | | F | |
| Budget (Departmental) | 57 | Finance and Budget | 57 |
| | | Financial Statements | 119 |
| | | Supplementary financial information | 153 |
| C | | G | |
| Chamber broadcast system | 40 | Governance | 49 |
| Clerk's letter | 4 | | |
| Committees | 13 | I | |
| Case studies | 30 | Indigenous Matters | 114 |
| Individual Committee operations | 16 | Induction of new Members | 34 |
| 54th Parliament | 16 | Internet filtering | 50 |
| 55th Parliament | 17 | Inter-parliamentary relations | 29 |
| Inquiry Risk Management Tool | 15 | | |
| Manual | 13 | K | |
| Members' Guide | 13 | Key performance indicators | 6 |
| Overview of activity | 15 | Community access and participation | |
| Precedents Database | 15 | in the parliamentary process | 7 |
| Statistics | 16 | Effective functioning of the House, | |
| Conference papers and submissions | 32 | its Committees and Members | 6 |
| Consultants | 114 | Electorate Officers' satisfaction ratings | 6 |
| Corporate Priorities | ii | Ensuring that Members of Parliament | |
| Community access and participation | | can fulfil their public duties | 7 |
| in the parliamentary process | 39 | 2010/11 at a glance | 2 |
| 2010/11 at a glance | 2 | Key performance indicators | 7 |
| Key performance indicators | 7 | Custody Asset Management | 50 |
| Effective functioning of the House, | | | |
| its Committees and Members | 9 | | |
| 2010/11 at a glance | 2 | | |
| Key performance indicators | 6 | | |
| Ensuring that Members of Parliament | | | |
| can fulfil their public duties | 33 | | |
| 2010/11 at a glance | 2 | | |
| Key performance indicators | 7 | | |

| | | | |
|--|-----|---|-----|
| L | | Q | |
| Legislation Governing the Legislative Assembly | 116 | Question time | 11 |
| Legislative Assembly (Department) | 45 | R | |
| About us | ii | Records management | 50 |
| Our corporate priorities | ii | Restructure (Departmental) | 48 |
| Our purpose | ii | Result areas –see Corporate Priorities | 6 |
| Our values | ii | Rooms off the Chamber | 42 |
| Restructure | 48 | S | |
| Strategic planning and projects | 49 | Search Warrant Protocol | 52 |
| M | | Sessional orders | 11 |
| Macquarie Room | 42 | Senior Management Committees | 118 |
| Members' entitlements | 80 | Senior Management Team | 47 |
| 54th Parliament | 81 | Service awards | 53 |
| Sydney Allowance | 93 | Speaker (advice) | 12 |
| 55th Parliament | 97 | Speaker's foreword | 5 |
| Members' Staff Bill | 51 | Staff | 112 |
| N | | Our structure | 46 |
| Newsletters | 54 | Statistics | 112 |
| O | | Standing orders | 10 |
| Occupational Health and Safety | 110 | Strategic plan | 49 |
| Injury Management Report | 110 | Sustainability Advantage Program | 50 |
| Our organisation | 45 | T | |
| Highlights | 2 | Timing in the chamber | 40 |
| Our structure | 46 | Travel (Parliamentary supported) | 78 |
| Restructure | 48 | “Twinning” arrangements, Solomon Islands and Autonomous Region of Bougainville | 72 |
| Senior management team | 47 | V | |
| Strategic planning and projects | 49 | Video Hansard | 40 |
| P | | Visitor/attachment Programs | 29 |
| Parliamentary Budget Office | 41 | Visitors – Official | 76 |
| Parliamentary procedure | 12 | W | |
| Advice and support | 12 | Wage and salary movements | 118 |
| Promoting awareness | 12 | Waste | 118 |
| Publications | 12 | Welcome screen | 40 |
| Parliamentary Privilege Bill | 51 | Wi-Fi | 40 |
| Petitions | 11 | | |
| Planning and Reporting | 49 | | |
| Privacy Management Plan | 118 | | |
| Proceedings, Publishing and rebroadcasting | 41 | | |
| Publications | 68 | | |

ANNUAL REPORTING

The Parliament of New South Wales is not bound by the annual reporting legislation. However, in 1990 the Legislative Assembly began to prepare annual reports. The Legislative Assembly uses the requirements of the annual reporting legislation as a guide to determining the contents of the report. A number of these requirements are not applicable to the Legislative Assembly, including reporting of legislative change and judicial decisions; freedom of information requests; funds granted to non-government community organisations; and land disposal.

© New South Wales Parliament

This work is copyright. Apart from any use as permitted under the Copyright Act 1968, no part may be reproduced by any process without the written permission from the Clerk of the Legislative Assembly. Inquiries should be sent to Parliament House, Macquarie Street, Sydney 2000.

New South Wales Parliamentary cataloguing-in-publications data: New South Wales Parliament.

Legislative Assembly Annual Report, 2010/11
New South Wales Department of the Legislative Assembly — Sydney (NSW):

Dept of the Legislative Assembly, (2011). — 160pp; 30cm.

ISSN 1037-4868

1. New South Wales. Parliament. Legislative Assembly — Periodicals

2. Legislative bodies — Lower chambers — New South Wales — Periodicals (LCSH) (2. LOWER HOUSES-NEW-SOUTH-WALES (Parl. Thesaurus))1. Title

328.944972 (DDC 20)

Published by the New South Wales
Legislative Assembly

Designed by CampbellBarnett

Printed by Cosmoprint

Five years at a glance

PROCEDURAL STATISTICS

| | 2006/07 | 2007/08 | 2008/09 | 2009/10 | 2010/11 |
|-----------------------------|---------|---------|---------|---------|---------|
| Sitting days | 45 | 62 | 59 | 64 | 55 |
| Total sitting hours | 388.4 | 469.2 | 430.8 | 475.4 | 443.2 |
| Average hours per sitting | 8.63 | 7.6 | 7.3 | 7.4 | 8.1 |
| Entries in Votes | 110 | 1332 | 1457 | 1592 | 1435 |
| Divisions in House | 130 | 159 | 170 | 178 | 99 |
| Divisions in Committee | 2 | N/A* | N/A* | N/A* | N/A* |
| Written questions | 1558 | 3005 | 3518 | 3869 | 2203 |
| Written questions (answers) | 1096 | 3113 | 3320 | 3197 | 2270 |
| Oral questions | 384 | 482 | 480 | 517 | 472 |
| Petitions | 906 | 1016 | 918 | 1052 | 427 |
| Petitions (+500) | N/A† | N/A† | N/A† | 100 | 78 |
| Bills introduced | 119 | 118 | 103 | 114 | 110 |
| Bills passed | 105 | 118 | 96 | 101 | 103 |
| Bills lapsed/disposed of | 32 | 0/9# | 10 | 15 | 5 |
| Committees | 17 | 14 | 15 | 15 | 20@ |
| Committee reports tabled | 57 | 38 | 40 | 49 | 32 |
| Committee meetings | 76 | 141 | 121 | 145 | 100 |
| Committee hearings | 25 | 32 | 32 | 33 | 13 |
| Committee witnesses | 144 | 218 | 255 | 286 | 90 |

* New standing orders abolished Committee of the Whole

No bills lapsed/9 negated at Agreement in Principle stage

† Amendments to standing orders as at 3 July 2009 introduced the requirement for Ministers to respond to petitions signed by 500 or more persons

@ The 55th Parliament, which was elected on 26 March 2011, established a new committee structure comprising 20 committees. Prior to the election there were 15 committees.